



# CORGI TIMES

## THE ELIZABETHAN II STUDY GROUP NEWSLETTER

Under auspices of BNAPS - *The Society for Canadian Philately*

Volume VI, Number 5

Whole Number - 35

Copies Mailed 119

\*\*\*\*\*

The past two months have been filled with stamp activities. Most of them will surface in this issue. Once this newsletter is in the mail we are off to Vernon, B.C. to attend PIPEX '98.

First, it is always a pleasure to announce new members - three with this issue.

R. J. Harvey, Little Minley, Rucks Horn Oak, Farnham, Surrey, GU10 4LW U.K. - Especially interested in the definitive issues of QEII and major errors/varieties (Printers; perforations, papers, tagging, etc.)

Stanley K. Anderson, 400 Dwight Road, Burlingame, Ca 94010-2706 - Interested in entire Elizabethan II Period. Also fluorescence, gum and perforation varieties.

D. Beaumont, 22 Gregson Street, Ajax, Ontario Canada L1T 3Z9 - Member Data Sheet not yet received.

Effective Feb. 1, 1998 the Collectibles Insurance Agency has added a new provision to their stamp policies to the effect that "in-transit unattended philatelic material" is insured. This was a much needed and much appreciated change. Check your coverage for exact application and understanding.

Rick Penko our paper trails advisor has been appointed a member of the Canada Post Stamp Advisory Council. Rick is also President of the Winnipeg

### IN THIS ISSUE

#### Editor's Notes

Sec. 1 - General - Elizabethan II Market Report - Dean Mario

- Planning Calendar

- Canada - 1998 New Issue Program

- Exhibiting - Preparing to Exhibit - John Arn

- Mail Box - Varieties - Robert Laxton - Paul Burega

- Mail Box - Varieties - Mirko Zatka

- E-Mail Addresses

Sec. 2 - Classical - Cameo Varieties - John Arn

Sec. 2 - Karsh Piece - Insured Parcel Post to U. S. - Jeffrey Switt

Sec. 4 - Environments - Cameo Miniature Panes - John Arn

- "A" Stamp - Major Perforation Error - John Arn

Sec. 5 - Commemoratives - 5¢ Colombo Plan Paper Crease Error - Joseph Montelro

Sec. 5 - Year of the Tiger

Sec. 6 - Artifacts & Nat. Parks - Missing Colour On 1983 Maple Leaf - Leopold Beaudet

Sec. 8 - Edible Berries & FT - Two Special Definitive Covers

Sec. 9 - All Other - Red Dues - Seldom Seen Documentation - John Arn

Market Place

Study Group Executive

### PAGE

73

75

75

76

77

78

79

79

79

80

81

82

83

85

86

90

91

92

92

Philatelic Society and was most recently seen serving as an apprentice judge at the Edmonton Spring National. With one more apprenticeship he will become an accredited national judge. Multiple congratulations, Rick!

In the last issue I reported the Year Of The Tiger overprinted souvenir sheet as being sold out at Antigonish. At the time I asked my order be left standing. Over a month later all five copies arrived. This is not the first time by leaving an order standing that I have obtained out of stock material. Most likely this is the result of field stock returns or perhaps additional printings.

The big news on the Year of the Tiger AGF Funds Group printings is the Post Card printings. Evidently 16,000 in English and only 4,500 in French. They were mailed on the day of issue of the souvenir sheet. The mailing was done evidently from Ottawa and sent to the investment community. Undoubtedly a number of the cards were not recognized as unique and were not retained. I expect Steve Whitcombe will have the complete story in the next issue of *Postal Stationery Notes*. Some AGF material is shown on Page 85.

Chairman, Harry Machum, exhibited his Wilding material at ORAPEX '98. The exhibit received a Vermeil and the APS Medal of Excellence for material in the 1940 - 1980 time period. This is a powerful exhibit and you will soon see it garnering Gold awards. Congratulations Harry!

Also, your Editor re-mounted his Red Dues going from a 6 to an 8 frame exhibit which was shown at FRESPEX 98 and received a Gold and the Grand Award. Also three frames of Canada's five stamps acknowledging membership in the UPU received a Vermeil.

Many in Canada and certainly those in the Ottawa area are familiar with OXFAM-Canada's Stamp Programme.

OXFAM-Canada raises approximately \$15,000 a year for overseas projects from its volunteer stamp programme primarily from Mail Order Sales and sales at Stamp Shows. They recently held their first mail and internet sale. There were some 166 lots - split about equally between cover and stamp lots plus an offering of kiloware and stamps on paper. In line with my ongoing interest in modern current covers I bid on six lots and was fortunate enough to land three of them.

The program is run entirely by volunteers. They depend entirely on donations primarily of modern material from companies, organizations and individuals, and occasionally donations of older material. Tax receipts are issued for material estimated to have a retail value of at least \$100.

Currently, money raised will go towards a project in Peru to assist farmers around the town of Surco, about 2 hours east of Lima. OXFAM is working with a local organization to provide seed and technical support in local efforts to rebuild centuries-old terraces and irrigation canals.

This is an organization deserving of support either as a donor or a buyer. For more information: OXFAM-Canada, National Office, 294 Albert St., Suite 300, Ottawa, Ontario, Canada K1P 6E6. Tel: 613 - 237 - 5236 or Fax: 613 - 237 - 0524 or Email: [oxfam@web.apc.org](mailto:oxfam@web.apc.org)



## SECTION I - GENERAL - ELIZABETHAN II MARKET REPORT

by: Dean Marlo

Charles G. Firby Auctions' sale of January 30-31, 1998 contained a wealth of wonderful items for the Elizabethan-era collector. Let's examine a few of them.

A 1959 5¢ St. Lawrence Seaway inverted centre (OG MNH) in lot 214 sold for \$5,750 (prices include a 15% buyer's fee). It had an estimate of \$10,500. Lot 217 contained a VF NH low-fluorescence imperf coil pair of the 1974 8¢ Blue Elizabeth Caricature issue. It had an estimate of \$100 and sold for \$57.50. An imperf right margin block of four (XF NH) of the 1973 15¢ RCMP Musical Ride in lot 219 sold for \$460 against an estimate of \$300. A similar MNH block in the preceding lot (218) with the same estimate but with "normal internal pinching" went to a new home for \$195.50.

An interesting 31-page UPU Presentation Book, 18th Congress, Brazil (lot 220) contained mint stamps from the 1974 Postal Workers issue to the 1979 Flag set. Estimated at \$75, it sold for \$11.50. These make for an interesting study. CAPEX '96 "Gems of Canadian Philately" are now making their way onto the market and lot 224 was one of them. It contained a choice MNH LL corner block of fifteen of the 1979 17¢ Green Elizabeth with an imperf pair, imperf left and bottom margins, and blind perfs. Estimated at \$2,000, the piece realized \$2,587.50. C#3713 +

A mint 1982 30¢ Red Maple Leaf imperf horizontal coil pair (lot 225) was sold at \$138 against a \$200 estimate. The Unitrade Canada Specialized Catalogue value was listed at \$400. A stunning full sheet (25) of the 1994 \$1 Yorkton Court House (mis-described by the auctioneers as catalogue #1374) with the black inscription shifted upwards in lot 230 was estimated at \$5,000. It reached a close \$4,887.50. A 1991 42¢ Red Flag MNH coil strip of five with the lower three imperforate (lot 231) sold for \$115 against a \$200 estimate.

The firm often posts its auction catalogues now on the Internet's World Wide Web on the Stamp Auction Central Website. Sale contents and prices realized can now be found at: [HTTP://WWW2.INTERPATH.NET/DEVCOMP/AUCTIONS.HTM](http://WWW2.INTERPATH.NET/DEVCOMP/AUCTIONS.HTM) [.] It can also be reached at Charles G. Firby Auctions, 6695 Highland Rd., Suite #107, Waterford, MI 48327-1967 USA, telephone (248) 666-5333 and fax (248) 666-5020.

### PLANNING CALENDAR

This is a listing of major exhibitions and bourses with a large content of both Canadian Exhibits and Canadian Dealers. Minimum listing criteria: Two day event; 1000 page exhibition - 18 Dealer Bourse - 50% offering Canadian material. The Goal is to list events far in advance to encourage either exhibiting or attendance and preferably both.

#### 1998

May 8-10, PIPEX '98, Vernon, B. C. - Best Western Vernon Lodge -Phone: 1-800-524-1234 or 604-545-3385 or Fax: 604-545-7156 Info: Jon Johnson, 9604 Kalamalka Road, Vernon, B. C. V1B 1L3 - Phone 250-549-1833

May 29-31: ROYAL 98 ROYALE hosted by Hamilton Philatelic Society, Hamilton Convention Centre. Information: Box 1998, LCD 1, Hamilton, ON L8L 8J5

Oct. 8-10, BNAPEX '98 - Orlando, Florida - Holiday Inn International Drive Resort, 6515 International Drive, Orlando, FL 32819 - Phone Holiday Inn's 800 number or 407-351-3500 or Fax 407-354-3491

#### 1999

Sept. 15-17 BNAPEX '99, Best Western Vernon Lodge, Vernon, B.C.

# SECTION I - GENERAL - CANADA 1998 NEW ISSUE PROGRAM \*\*\*

(Estimated Face Value - one each - 80 items - \$47.17)

<u>Date of Issue</u>	<u>DENOMINATION / S</u>	<u>SUBJECT</u>
Jan 8	45¢ - Domestic Rate	Year of the Tiger
Jan 8	90¢ - Souvenir Sheet	Year of the Tiger
Jan 28	90¢ - Souvenir Sheet Overprint	Year of the Tiger
Feb 18	45¢ - Domestic Rate - 10 Var	Provincial Premiers (Pane 10)
Mar ?	45¢ - Domestic Rate - 4 Var	Four Different Birds
Mar ?	45¢ - Domestic Rate Pre-Stamped	Two Diff. Bird envelopes
<b>Apr 14</b>	<b>45¢ - Automated Banking Experiment</b>	<b>Red Stylized Maple Leaf</b>
Apr 16	45¢ - Domestic Rate - 6 Var	Fishing Flies
May 4	45¢ - Domestic Rate	Mining, Metallurgy & Petrol.
May 29*	45¢ - Domestic Rate	Re-creating 1898 Map Stamp
June ?	45¢ - Domestic Rate - 10 Var	Man Made Waterways (Pane?)
June ?	45¢ - Domestic Rate - 2 Var	Royal Can. Mounted Police
July 3	45¢ - Domestic Rate	William Roué **
July ?	45¢ - Domestic Rate - 4 Var	Senic Highways
Aug ?	45¢ - Domestic Rate - 7 Var	Les Automatistes ***
<b>Aug ?</b>	<b>45¢ - Domestic Rate - 4 Var</b>	Legendary Heroes
??	90¢ - International Rate	Bruno Bobak (Art Series)
??	45¢ - Domestic Rate - 9 Var	Housing in Canada
Sept ?	45¢ - Domestic Rate	John Humphrey ( H. Rights)
Sept 25	45¢ - Domestic Rate	University of Ottawa
<b>Oct ?</b>	<b>45¢ - Domestic Rate - 4 Var</b>	Circuses
<b>Nov. ?</b>	<b>45¢ - Domestic Rate - 2 Var</b>	Ships-Sackville & Shawinigan
??	Xmas Stamps	Angels
??	1.00 - New Definitive Series	Wildlife- Loon
??	2.00 - New Definitive Series	Wildlife - Polar Bear

\* - Issued in connection with the opening of the annual convention of the Royal Philatelic Society of Canada in Hamilton, ON

\*\* - Designer of the *Bluenose*

\*\*\* - Painters association considered Quebec's equivalent to the Group of Seven

... - Efforts are on- going to develop sources which will produce an information flow which will permit improving the usefulness of this table. For now, reporting will at best a post-mortem.

House Keeping re above table.

• Size 10 font - items have been issued

**BOLD** - Not on original listing in Vol. VI - No. 4 - story follows.

**The 45¢ Automated Banking Experiment** stamps, issued April 14, 1998, are being sold through (ABM's) of the Canadian Imperial Bank of Commerce in several Ontario locations. It is a one year program. There are 18 domestic rate stamps in an unfolded booklet format with a price of \$8.10 + GST. Designed by Gottschalk and Ash International of Toronto. The stamp is a red lithographic image of a maple leaf on a pale green background. An interesting feature is the use of micro-printing to repeat the word "Canada" in the background of the red maple leaf. The stamps are self adhesive die-cut and printed by Avery Dennison using four colour steel engraving. The booklet and FDC's are available from the National Distribution Centre. While attending the Calgary BNAPS week-end Mirko Zatka pointed out this stamp was supposed to be released as a tagged stamp. Whether the initial Avery Dennison printing is an error or not is unknown but monitoring subsequent issues is recommended.

For anyone who has decided to exhibit there is always that period where you ask yourself "What do I do now? or How do I proceed?"

The standard answer is to buy or borrow a book on exhibiting and it will provide you with all you need to know. By all means read the book. There are a number of books around. Some were written quite a few years ago. Any are useful and contain good information. Perhaps the current book by Randy Neil deserves a bit of an edge as it is quite current and touches on all of the current practices in exhibiting and does provide a heavy helping of ways to utilize your computer in preparing your exhibit.

If you do not have a computer the immediate question is "Do I have to use a computer?" NO! "Do I need to type my exhibit pages?" NO! BUT, if at all possible either type, use a word processor or a computer to prepare your pages. There are several reasons: The honest and simple answer is so it may be easily read. There are others: the appearance of your exhibit will be enhanced. Will this get you a better award? Officially no but unofficially it is a plus factor and you need all the plus factors you can round up. Typed exhibits are much easier to make changes, make additions, even corrections than hand written exhibits. A good exhibit takes time to prepare - minimize that time wherever possible but never short change the quality of the presentation.

All of this aside I especially recommend a simple "hands on" approach to preparing yourself to exhibit. Perhaps it might better be called a "sight on" approach. For starters, having made the decision to do an exhibit go to as many shows as possible. But only to shows in which exhibits are being displayed competitively. There are shows without exhibits as well as shows with exhibits which are for show (fill the space) only. For one on the exhibit trail these shows offer nothing. Go for the bourse but not for the exhibits.

When you arrive at a competitive show obtain a copy of the show program. All exhibits will be listed in the program. Check what awards are available. Is it a WSP or equivalent show using a five medal award level (Gold, Vermeil, Silver, Silver-Bronze & Bronze) or a Local show using a Gold, Silver & Bronze three level approach. Then walk through the exhibits. Do not (I repeat) do not spend an inordinate amount of time studying each exhibit. Do a brief review of the title page (if it is a long one scan it). Look briefly at the frames - form an impression and record what you think the exhibit is worth. As you walk through note any unique mounting, exhibiting or effective display techniques as well as types of mounting paper being used and types of mounts. Once you have completed and recorded your "judging" head for the bourse.

Listen for and make sure you attend the Judges Critique. Find out what each exhibit won and note the judges comments - generally limited to one or two good points and one or two areas for improvement and the award level. Compare their award level with yours. Then take a few minutes and revisit any exhibit in which your rating differed by more than one award level from that of the judges. During your review understand those differences and after two or three such trips you will be amazed how close your appraisals are to those of the judges. Now you are ready to put together an exhibit. Develop you own style including type of paper/colored or not/ printing method, size and/or style font, type of mounts both for stamps and covers. In the next issue we will talk about your first exhibit.



## SECTION I - GENERAL - MAIL BOX - MEMBER'S REPORT

Robert Laxton send in an impressive list of his "findings" over quite a period of time. It is in chronological order by Scott Number and is reproduced here to serve as an easy reference for those who enjoy searching for varieties as well as those who like to mine the mixtures.

<u>SCOTT #</u>	<u>DESCRIPTION</u>
377	With a thin curl in green at the top of "C" of Canada - C
478	With 2 large green dots on either side of the top branch halfway down, probably a constant variety located somewhere in the pane
479, 480 & 481	Have three distinct fluorescence levels: dull, Low and hibrite
481	With a red sunspot at 3 O'clock
518	Two very distinct shades - a greenish and a purplish
605	Two heights of coils - 21.25mm and 24mm
650	A thin train 2mm long, same colour as dress, from the butt of the second angel on the left
673	An area of bluish ropes, left upper section of night rigging
704	"25" moved left and upwards, almost touching "A" and touching or almost touching top frame line. A number of copies found.
715	R9/1 P1-4 - black inverted triangle in centre window of middle tower
725	Purple shade instead of light blue - a few mint copies found
732	2 very different shades - dark green and brown-green
744	A number of consecutive sheets showing the beginning of the "rudder" variety. (Baby rudder?)
919A	Fluoresces pink under UV -short wave light. Very unusual - a few copies found.
1002	2 very different greens - yellow green and dark green - a number of copies found
1033, 1034	2 distinct shads gray seas and blue-green seas. A number of copies found.
1117	2 used copies of a silver streak left side of stamp. Both streaks are different.
1246	A dark brown blob handing down from top mushroom left side. 3 mint copies found all from Row 2
1375	A used copy in green. Not known if this is a changeling or not. The lettering is still in dark blue. Nothing unusual was done in soaking the stamps off paper. The closest green on another stamp is Scott No. 708 except this 1375 is greener.

Robert notes that some of these varieties are certainly not constant but that the stamps with the different shades are particularly striking and certainly should be included in any collection of varieties. Comments on any of the above and especially #1375 would be very welcome. (See Roster for address)

Paul Burega reports he has several duplicate inscription blocks showing two varieties from the 3rd series of Red Dues which he will supply to study group members in return of an SASE. The two varieties are J28i - 2 line scratch under "ian Bank" and J28ii - faint scratch above "Co" (actually starts over the "e" of "note.") Paul reports these appeared later in the printing as not all inscription blocks have them.

## SECTION I - GENERAL - MAIL BOX - MEMBER'S REPORTS - CON'T

Mirko Zatka advises the 37¢ Parliament coil (Scott No. 1194) exists on Rolland paper, similar to the 36¢ value. The regular stock of the 37¢ value was printed on Peterborough paper. This may be by far the scarcest recent paper variety found. It was only recently identified and only a small quantity are known. Given the low profile of these stamps it is questionable if many more show up.

Mirko also advises the 45¢ Queen printed on Peterborough paper exists on two very distinct papers (Both sheet and booklet stock); a very dull paper, and a specked fluorescent paper (especially noticeable on gum side.) The dull paper version is thought to be the original printing and the fluorescent paper is a later reprint. The differences are quite marked.

The 43¢ Flag printed by Leigh Marden (again sheet and booklet stock) was printed using a fluorescent RED and YELLOW ink. This is very noticeable under a long-wave UV light, where the flag and foreground field fluoresce. The other printings are printed using normal dull colours. All of the LM printings seem to have the fluorescent inks. Exceptions would be noteworthy.

---

## SECTION I - GENERAL - E-MAIL ADDRESSES UPDATED THRU 30 APRIL 1998

Data shown below includes additions and corrections through 30 April 1998. It is planned to issue a free standing complete listing as part of Volume VII, No.1 in August. In the interim please make sure all published data is correct.

John Arn	-	JDArn@worldnet.att.com
Harry Machum	-	machum@etown.com
Stanley K. Anderson	-	s.k.anderson@juno.com
Paul Tissington (correction)		pault@c gocable.net

---

## SECTION II - CLASSICAL - CAMEO VARIETIES - Recent additions - John Arn



402 - 2¢ Block of Four Pre-printing crease



404 - 4¢ Pair  
Pre-printing & pre-perforation paper crease resulting in perms mis-aligned between stamps.



406 - 2¢ Coil  
Mis-cut pair  
Next stamps showing at right



404 - 4¢ Single  
Major Inking Smear



## SECTION II - CLASSICAL - KARSH PIECE - INSURED PARCEL POST TO U. S.

by: Jeffrey Switt

Cover from Chief Librarian, Military College, Saint-Jean, P. Q. to Training Film Library, U.S.M.A. West Point, New York - Insured Parcel # 000155 with Karsh period franking totaling \$1.24. Passed free by U. S. Customs at St. Albans, Vermont.


Parcel Post Insurance fees to the U. S. were established in 1924 (exact date not known- is anyone able to supply?) and were not changed until 1 Oct. 1967, Jeff was kind enough to include the applicable rate tables:

### Parcel Post Rates to the US

1 lb	2 lb	3 lb	4 lb	5 lb	6 lb	7 lb	8 lb	9 lb	10 lb	to 15 lb
.14	.28	.42	.56	.70	.84	.98	1.12	1.26	1.40	1.75

### Insurance Fees

To \$5	Over \$5 to \$25	Over \$25 to \$50	Over \$50 to \$100
.03	.06	.12	.30




Parcel Post Postage for 8 pounds was \$1.12  
Insurance fee for value over \$25 .12  
Total Postage \$1.24



**SECTION II - CLASSICAL - CAMEO MINATURE PANES - by John Arn**


Scott 402a 2¢ Green Cameo Minature Pane of 25 MISCUT DOWN by 3mm




Scott 405b 5¢ Blue Minature Pane of 20 in MISCUT CELLO PAQ resulting in BISECTED Pane with 2 1/2 columns of stamps at the left and 1 & a bit less than a 1/2 stamp at the right with "Waffle Sealing" of Paq between the parts of the pane.



Scott No. 907, the "A" stamp was issued 29 Dec. 1981 and signaled the end of the environment series. The "A" was valued at 30¢ - and was issued to pay for the "Up to and including 30 Gram" rate which became effective as of 1 Jan. 1982. Shown is a major freak perforation error.



Also, along with the release of the "A" stamp a red 30¢ Maple leaf coil stamp (Scott No. 908) was released the same date. Shown is an imperforate strip of three and a wide space Jump Strip of 4.



**SECTION V - COMMEMORATIVES - THE 5-CENTS COLOMBO PLAN  
PAPER CREASE ERROR**

by: *Joseph Montei*

The 5-cents Colombo Plan stamp was recently reported with a paper crease. It is quite an interesting error and is suggestive why other types of errors from the same pane that are fake may be found.

**5-cents Colombo Plan stamp (Scott No. 394) June 28, 1961.**

**a) A description of the stamp**

The 5-cents Colombo Plan stamp was designed by B. J. Reddie and issued on June 28, 1961. The stamp was issued for the tenth Anniversary of the Colombo Plan, which assists developing nations with trained manpower and resources. It is printed in colours of light blue and light brown. This stamp was printed by Canadian Bank Note Company using steel engraving. Its size is approximately 38.1mm x 25.4mm (horizontal) and its perforations are 12 x 12. Arabic gum was used as the adhesive and the stamps are untagged. The stamps were printed in panes of 100 stamps with four panes to a sheet. There were 32.01 million stamps printed.

The design on the stamp depicts a power plant. On the right is shown, two individuals, one of which is shown examining a blueprint. On the top left is shown the inscription 'COLOMBO PLAN' horizontally. Vertically as part of the previous inscription on the left side from the middle of the stamp is shown the inscription 'LE PLAN DE'. Below this is shown the value of the stamp '5¢'. Above and below the value, in fine print is shown 'Postage' 'Postes'. After the value is shown the name of the country in large print 'CANADA'.

**b) A description of the paper crease error**

This error was reported in a recent catalogue by R. Maresch & Son. The catalogue states:

"1231 \*\* 394 var: 5c COLOMBO PLAN block of nine with LARGE PRE-PRINTING PAPER FOLD splitting the design of four stamps supported in selvage, stamps n.h., plus additional pair showing top stamp with paper fold (faulty and supported), 'SPECTACULAR'. Est. value 250+....PHOTO."

The paper crease begins on the left of the pane. The crease goes through 'CA' of 'CANADA' in the first column, the two individuals in the second column and '5' and 'CA' in the third column. As a result of the fold, stamps in the top row of the block containing the crease are vertically smaller and stamps in the second row are vertically larger. Note the jump in the perforations at the bottom of the front row and top of the third row (see illustration).

This brings one to an important speculative question. How would stamps in the third row in columns 4-10 appear. It is possible that these stamps could be vertically larger by the size of a perforation and a hairline. If this is a likely result, what would happen if some shady person trimmed off the top perforations in column 4-10 and part of column 3? Would it not give the appearance of a partially imperforate on the top of stamps in columns 4-7 and part of the stamp in column 3.



Illustration Of The Paper Crease Error



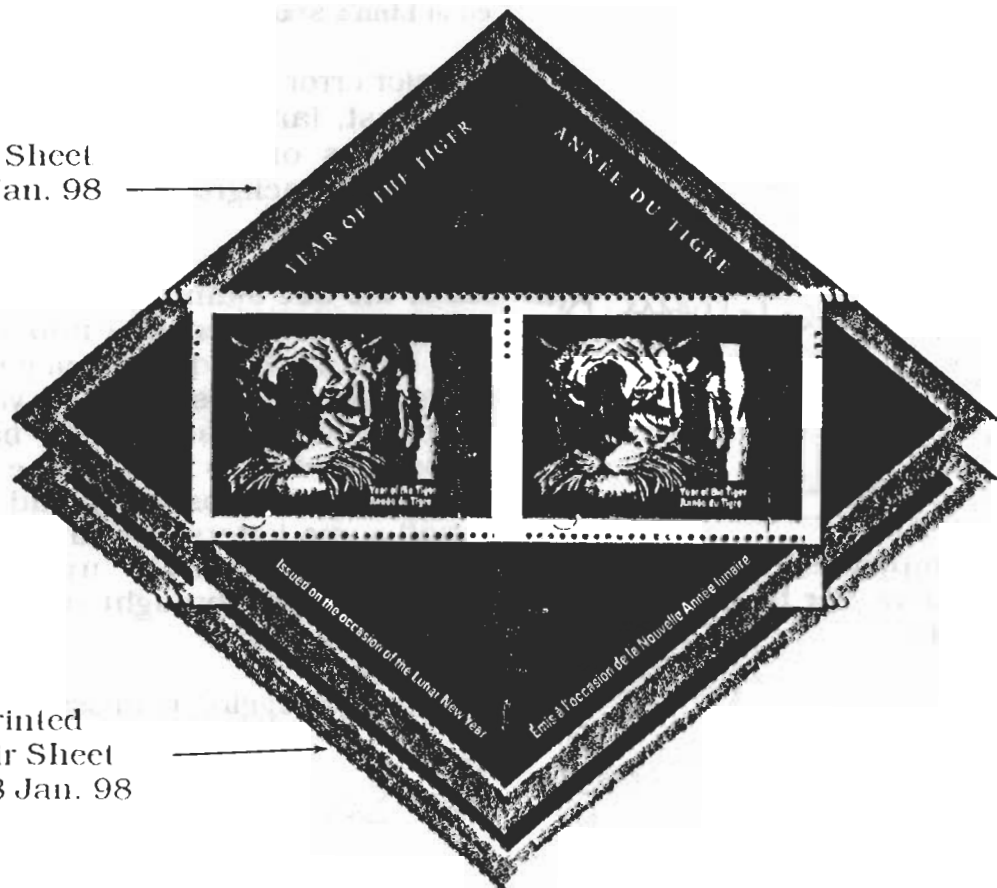
In previous articles, I have brought this type of partial imperforate error to the attention of philatelists, and other writers have raised the possibility of it being a fake. This possibility is very real and in the absence of concrete evidence one cannot discount this possibility. Another good example is the Algonkian Indian error, that has resulted from a shift or jump of the perforator. If one did not see the complete block and someone trimmed off the sides, it would appear like a part imperforate. If forced to make a decision on the spot without information on the types of errors that exist, even an experienced philatelists would likely fall prey to unscrupulous individuals. The morale of this is that one should be very careful, when these part imperforates are not well documented.

c) **A bibliography of the 5-cents Colombo Plan Paper Crease Error**

1. Auction Sale 327, R. Maresch & Son, Wed., February 4, 1998, pp. 67/117.
2. Canada Post Brochure on the 5-cents Colombo.
3. **UNITRADE Specialized Catalogue of Canadian Stamps**. 1992, The Unitrade Press, Toronto, Canada, p. 75.

# SECTION V - COMMEMORATIVES - YEAR OF THE TIGER

Souvenir Sheet  
Issued 8 Jan. 98



Overprinted  
Souvenir Sheet  
Issued 28 Jan. 98

Post Card  
(English)  
16,000

Post Card  
(French)  
4,500

The Tiger. Powerful. Patient. Alert.  
And the symbol of one of the most trusted  
names in mutual funds. With 19 funds and  
40 years of experience in Canada and around  
the world, AGF puts their knowledge to work  
for you.

AGF will always be committed to giving  
you the very best in fund management and  
investment solutions.

With the 1998 BSE season ahead, AGF would  
like to wish you the best of luck and a prosperous  
future in this, the year of the Tiger.



Le tigre. Puissant. Patient. Alert.  
Et le symbole d'un des noms les plus respectés  
dans les fonds communs de placement.  
Avec ses 19 fonds et ses 40 ans d'expérience  
au Canada et dans le monde entier, AGF met  
ses connaissances à votre service.

AGF s'engage à toujours vous offrir ce qu'il  
y a de mieux en matière de gestion de fonds  
et de solutions pour la retraite.

Avec l'approche de la saison BSE 1998, AGF  
souhait vous offrir tout ses vœux pour un  
nouveau printemps en cette année du tigre.



**MISSING COLOUR ON 1983 32¢ MAPLE LEAF**

By: Leopold Beaudet

(A short version of this article appeared in **Linn's Stamp News**, 22 September 1997)

Almost 15 years after it was issued, a major error on the Canada 32c Maple Leaf definitive has come to light. In early August, Ian Kimmerly, an Ottawa stamp dealer and auctioneer, was offered copies of the stamp with the beige background colour missing, thus leaving the background white - the "Winter Leaf" error. The tagging is also missing.

The finder reported that several panes of the 32c stamp had been bought from an Ottawa post office for a mailing. One pane had been split into several blocks and some stamps had been used before he noticed a discrepancy in the colour. An avid collector in his youth, he thought the stamps might be valuable so he gathered up what was left of the split pane as well as another half pane and other remnants with the beige colour missing. He also kept a pane that had the beige colour and looked normal. He put the stamps away and forgot about them. In August, his wife wanted to mail some letters, found the 32c stamps, and complained about needing two stamps to make up the 45c rate. Fortunately, her husband stopped her in time, and brought the stamps to Ian Kimmerly.

The finder sold Ian Kimmerly the following (the tagging is missing on all stamps):

1. Seven blocks consisting of 54 stamps with the "Winter Leaf" error; 2. a block of 16 and a vertical strip of 4 from the top of a pane showing the beige gradually fading away; and 3. a full pane with the normal beige colour, but with no tagging.

The seven blocks and vertical strip of 4 are illustrated along with a normal stamp at the top right. Assuming that the blocks all came from the same pane, Ian Kimmerly reconstructed the pane as shown.

This reconstructed pane is a "transition" pane. The beige fades gradually in the top four rows. In the fifth row, stamps 5/1 and 5/2 are completely missing the beige, five stamps have a sliver of beige at the very top, and the remaining three are unaccounted for. The beige is completely missing on all the stamps in the bottom five rows.

How many copies of the "Winter Leaf" error were produced? How many exist? After the "transition" pane stamps, the finder sold Ian:

1. a block of 10 (2 rows by 5 columns) with the left pane selvedge attached with the beige fading and tagging missing (probably the first five stamps from rows 3 and 4 of the transition pane); and
2. the bottom half of a second pane with beige and tagging completely missing.

Now the story gets more complicated. Apparently the finder gave some of the errors to a friend. He sold the following:







**(MISSING COLOUR ON 1983 32¢ MAPLE LEAF - CON'T)**

1. 5 copies to George S. Wegg Ltd. including an UL corner block of 4;
2. 17 copies to Sissons;
3. 13 copies to John Talman; and
4. 17 copies to Ian Kimmerly (of which one was thinned, one had paper sticking to it, and two were slightly creased)

Adding up all the missing (or almost missing in the case of the fifth row of the transition pane) beige errors, we have 54 copies from the transition pane plus 6 copies unaccounted for, a block of 50 from a second pane, and 52 additional copies, a few of which are damaged. If a few of the 52 additional copies are among the 6 unaccounted for from the transition pane, then the discovery consisted of just two panes; otherwise, it must have comprised most of the transition pane, a second pane, and part of a third.

The 32c Maple Leaf definitive shows a stylized maple leaf printed in red on a beige background with the country and denomination printed in brown. British American Bank Note Co. (BABN) printed the stamp in panes of 100 (10 rows by 10 columns) on its Goebel rotary, web-fed press using two-colour photogravure (beige and brown) and one-colour intaglio (red). The stamps are phosphor tagged with vertical bars along the left and right sides. The phosphor ink is also printed by photogravure. Each colour was printed from a separate plate (or actually a cylinder since the design is impressed directly onto a steel cylinder, not a flat plate that is subsequently curved). The beige background was printed first and the red intaglio colour last. The brown lettering and tagging were printed between the beige and red, but the relative order is unknown.

The printing cylinders consisted of six panes, two along the axis of the cylinder by three around the circumference as shown in the illustration. The web is cut into individual panes (shown in dotted lines) by the slitters and guillotine. After they are cut, the "A" and "B" panes in the illustration are stacked in separate stacks at the end of the printing press. The gutter at the edges of the web and between the panes is discarded.

The transition pane and the second pane with the "Winter Leaf" error were likely printed consecutively. The same error would almost certainly have occurred on the tandem panes along the axis of the cylinder, but these have never been reported. A casual stamp user could easily miss the error because the design still looks "normal" with the beige missing, and the 32c coil and 50c booklet stamps have a white background. Perhaps there are copies lying around in kiloware somewhere.

How did the "Winter Leaf" error occur? Perhaps the printing press was slowing down or stopping at the point where the error occurred. When these panes were printed, perhaps the paper wasn't being applied to the cylinders with enough pressure to pick up the ink, or the flow of ink was dropping off. On all the Winter Leaf errors, the red is shifted upwards such that it touches the "N" in "CANADA" (probably the basis of a good test for detecting fakes). If the printing press was slowing down, perhaps the brown and red cylinders were losing synchronization with each other. The red is NOT shifted on the pane with the normal beige colour but with the tagging missing. It must have been printed somewhat earlier in the press run.

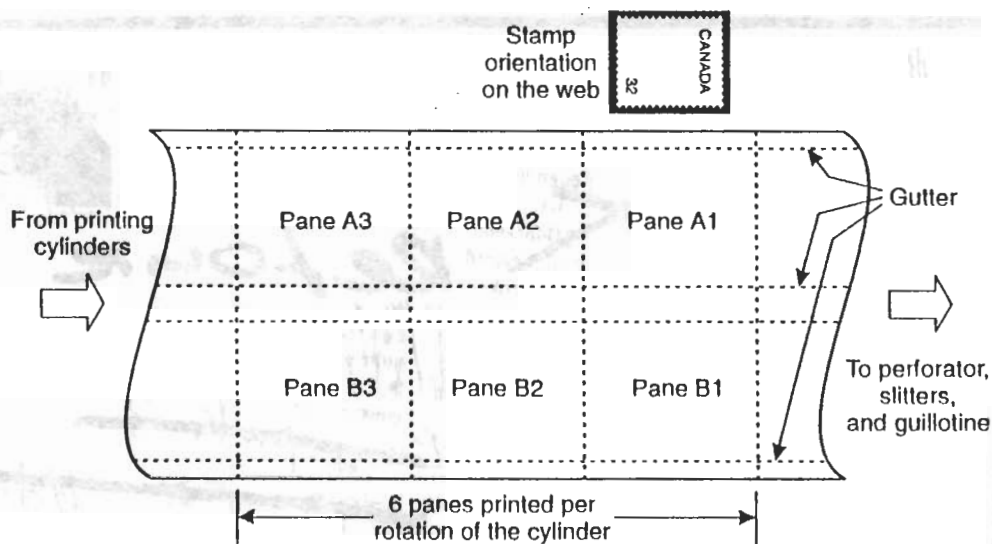
**When was the error produced? Canada Post issued the stamp on 10 February**

**(MISSING COLOUR ON 1983 32¢ MAPLE LEAF -CON'T)**

Has this type of error occurred before? What is it worth? Many Canadian stamps printed using a combination of lithography and intaglio are missing the intaglio colour. The printing method is prone to this type of error because separate sheet-fed presses are used to print the lithographic colours and the intaglio. The "Winter Leaf" is a far scarcer type of error because it was produced on a web-fed press, and not one but two photogravure inks are missing. In fact, such an error has occurred only once before on Canadian stamps, on the 14c Queen Elizabeth II definitive issued on 7 March 1978. The 14c stamp was also printed by BABN on its Goebel press. On this "White Queen" error, the red background colour and tagging are missing. Less than 300 copies are estimated to exist, and the error is valued at \$2,000 Canadian in the **1998 Unitrade Specialized Catalogue of Canadian Stamps**. A copy realized \$950 (Canadian) + 10% buyer's fee in a recent Ian Kimmerly auction (lot 283, auction #91, 27 August 1997).

K. Bileski wrote an excellent article about the discovery of the "White Queen" in a booklet he published in 1982, **Some Canadian Stamp Errors...** In it, he illustrates parts of the four panes found with the error. The post office clerk numbered the panes in the top left corner. Stamp 1/1 on both pane 1 and pane 4 has the "creased forehead" constant cylinder flaw. The frequency of this flaw indicates that the 14c QE II definitive was printed, guillotined, and stacked the same way as the 32c Maple Leaf.

Gary J. Lyon bought all but 10 copies of the "Winter Leaf" error. He also bought the blocks with fading beige and the untagged but otherwise normal pane of 100. Of the 10 copies he didn't buy, the original finder kept a LL corner block, Ian Kimmerly sold a single to a collector, and Saskatoon Stamp Centre acquired the other 5 copies. Gary Lyon advertised the errors in the 14 October 1997 issue of **Canadian Stamp News** (\$1,295 Canadian for a single and \$4,995 for a block of 4) and the 13 October 1997 issue of **Linn's Stamp News**.




Web of paper after printing but before cutting into individual panes

Editors Note: See also original information release on this error by Gary Lyon in Sept-Oct. 1997 issue of **Corgi Times**, page 31 - whole no. 32.

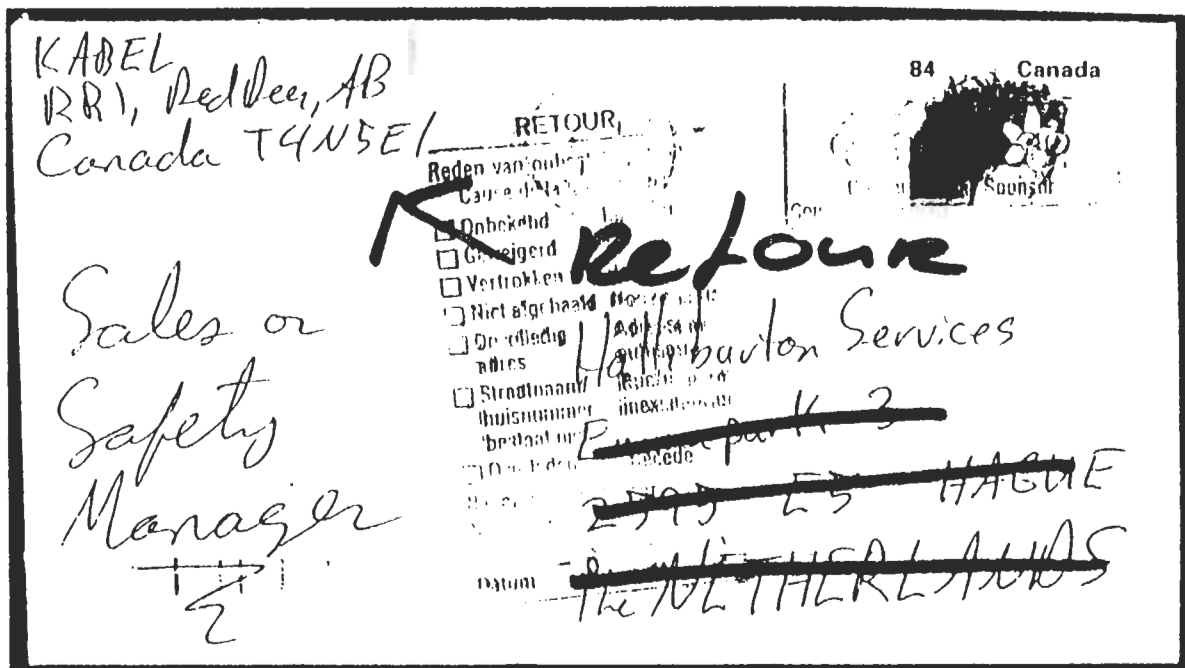


**SECTION VIII - EDIBLE BERRIES, F. TREES & SERIES RELATED DEFINITIVES**

We continue to suggest now is the time to be on the look-out for excellent covers from the current definitive series. Two recent finds are shown:



From France 21 Sep 1993 to Armstrong, Quebec and remailed to Revenue Canada Customs & Excise, Ottawa, Ontario. Additional postage of 43¢ for up to 30 grams was paid with Scott No. 1195 - the flag coil stamp issued 30 Dec. 1992.




The 84¢ Stanley Plum was released 27 Dec 1991. Paying first step air mail rate and mailed 27 Jan 1992 to the Netherlands. It was returned to sender. Reason for return not indicated but "RETOUR" table makes a nice receiving mark

## SECTION IX - ALL OTHER - RED DUES -Seldom Seen Documentation

The cover was mailed by Okanagan Turbo Sprayers Ltd., Summerland, B. C. on 1 June 1973 to (Kalwood Farms, Oyama, B.C.) and franked with a 6¢ Centennial stamp, number 460. The one ounce rate was 8¢ and postage due of 4¢ was assessed - twice the 2¢ deficiency.

The practice was to delivery the mail along with a SHORTPAID MAIL card advising the recipient to "use this card to remit the amount due by affixing postage stamps ----- and leave in your box ----cash may be left in the box at your own risk."

In this instance cash was used - with payment receipted by two Series I (J22) 2¢ Postage Due stamps tied at Oyama, B. C. on 6 June 1973. The Oyama area is a major fruit (apple) area. Kalwood Farms was one of the area orchards. Retention of a local commercial sprayer from Summerwood, B. C. (virtually next door) is a natural business affiliation. Both the envelope and the card were stapled together most likely as a business practice of Kalwood Farms. (Not perfect documentation but very acceptable).



Postes - CANADA - Post

**SHORTPAID MAIL - INSUFFISANCE D'AFFRANCHISSEMENT**

Date 2 June 1973

M KALWOOD FARMS

R.R.No. 1

In order to prevent delay, mail bearing insufficient postage has been left in your box.

Please use this card to remit the amount due by affixing postage stamps in the space at the centre and leave the card in your box at the earliest convenient date. Cash may be left in the box at your own risk.

**AMOUNT DUE**

Amount due 4 \$

Montant dû 4 \$

5 R.M.D.  
—pds of 60—19-10-61

POSTMASTER  
MAÎTRE DE POSTE

## ELIZABETHAN II MARKET PLACE

Classified listings in the Market Place are \$1.00 for 25 words. Additional words are 5¢ each. Camera ready display Ads pertaining primarily to the Elizabethan era will be accepted at the following rates: 1/8 page \$5.00; 1/4 page \$8.00; 1/2 page \$15.00 and a full page at \$30.00. 25% discount for four consecutive insertions of the same Ad. Full payment must accompany Ad. Payment in Canadian funds or if U. S. funds at 75% to Elizabethan II Study Group. Mail to Editor: John D. Arn, N. 17708 Saddle Hill Rd., Colbert, WA 99005.

**HELP! HELP!** The following needed to complete Caricature & Landscape Series Scott 586-605. Perforated Initials, Horizontal Pairs, Blocks of 4,



Canada M2R 2Z1.

Corner Blocks (and P. O. sets), Imprint Blocks (and sets), also Landscape 1 bar tags. Will pay premium. Will accept single but prefer above configurations. Need 593 P. O. stock ribbed all four corner blocks. As a fellow collector I need your help. John M. Hillmer, 135 Antibes Drive #1401, North York, Ontario,

9/97

**Wanted: Red Postage Due issues** - all series - used on cover, cards or parcel post mailings. Any unusual usage is of interest. Also need printed on gum side. Also Commercial usage of **Cornelius Krieghoff** - both untagged and tagged. Especially interested in varieties on cover. Write or call: 509-467-5521 or Fax 509-467-2282 - John D. Arn, N 17708 Saddle Hill Rd., Colbert, WA 99005

1/98

THIS SPACE RESERVED FOR YOUR AD

\*\*\*\*\*

Chairman	<b>Harry C. Machum</b>	<b>Box 123, Little Current</b>	Ontario	PP 1K0	Can.
Editor	<b>John D. Arn</b>	<b>N.17708 Saddle Hill Rd.</b>	Colbert,	99005	USA
	Tel: 509-467-5521	Fax: 509-467--2282	WA		
Treasurer	<b>Eppe Bosch</b>	<b>E. 618 Second Ave.</b>	Spokane,	99202	USA
			WA		
Index	<b>Philip Kohl</b>	<b>2001 Summit Way</b>	Port Town-	98368	- USA
	<b>Corgi Times Index</b>		send, WA	7311	
Market	<b>Dean Mario</b>	<b>933 Dudley Street</b>	Saskatoon	S7M 1K8	Can.
	<b>Eliz. Market Report</b>				
Features	<b>Rick Penko</b>	<b>3793 Vialoux Drive</b>	Winnipeg	R3R 0A5	Can.
	<b>Paper Trails</b>				
Auction	<b>Scott Traquair</b>	<b>P. O. Box 25081</b>	Kitchener,	N2A 4A5	Can.
	<b>Centennial Joint Auct.</b>	<b>1375 Weber Street East</b>	Ontario		

\*\*\*\*\*

ANNUAL DUES: US and Canadian addresses US \$11.00. Canadian addresses option of CAN \$15.00. All others US \$16.00. Please make checks payable to "The Elizabethan II Study Group" and send to John D. Arn, Editor at the above address.

BACK ISSUES: Sample or Single Issues US \$2.50. Vols. I through V (Six issues each including Addendums and Index of each Volume) US\$13.00 each. Vol. I through V (New consolidated 5 year Index) US \$6.00.