

CORGI TIMES

JOHN D. ARN -EDITOR
N 17708 SADDLE HILL RD.
COLBERT, WA 99005
TEL: 509 - 467 - 5521

THE ELIZABETHAN II STUDY GROUP NEWSLETTER JULY 1992 VOL. I - NO.1

COPIES MAILED - 55

Welcome to the newest study group within the British North America Philatelic Society. This is a day that I have looked forward to with anticipation for several years. The Elizabethan era, which I considered to have started in 1953, includes about 75% of all postage stamps issued by Canada. There are many philatelic subjects which fall into this category, be they unique to the era such as tagging or ongoing such as postal stationery. Many BNA collectors have worked on their favorite subjects in isolation due to there being insufficient numbers in a specific subject to support establishment of their own study group. Now you all have a common forum through which philatelic knowledge can grow.

For those of you who are not familiar with BNAPS study groups the primary medium of communications is the study group newsletter. Through the newsletter you can publish articles on your subject of interest. This may be a complete analysis of a particular subject or simply your results of tracing a single philatelic item through its system. You are free to ask questions with the idea that one of your fellow study group members may know the answer and can provide it to you, and the other members quickly. The object of the study group is to support philatelic research and to circulate the information to other philatelists in a timely, inexpensive manner. Depending on the number of articles or interesting items sent to the editor, the newsletter may be issued between three and eleven times a year, the average study group has five. The newsletter is not a newspaper. Without contributions from many of you, small as they may seem at the time, the newsletter will be small and infrequent. So provide the editor with photocopies of interesting covers with the story where known or a question if not. The study group will only be successful if it can provide you with information. With the variety of subjects that may be found in the Elizabethan era not everything will be about things that interest you but read them carefully as there may be connections to your subject that are not obvious at first glance.

If you have any questions or comments or if I may help the study group in any way please feel free to write me: Jon C. Johnson, BNAPS Study Group Coordinator, 717 25th Avenue NW, Calgary, AB T2M 2B4.

During BNAPEX '91 in Vancouver Jon Johnson asked me if I would consider forming a new study group. I thought he was talking about the Caricatures and Landscapes but, no way, he was talking about, as you have noted above, the whole nine yards - a group to study everything Canada has issued from Scott 325 to date. For a variety of reasons it was not until March this year

that I agreed to give it a go. Since then a lot has been happening. Perhaps the most important has been the efforts of Bill Pekonen in arranging to have early notices of this endeavor published in Canadian Stamp News and Stamp Collector. As many of you know, without his efforts we would be distributing this first issue to a much smaller group. In this first issue I want to share my views on both the objectives and the organization of the newsletter.

My efforts will attempt to ensure the newsletter and the work of the study group provides three important elements. First and foremost it must enhance each members knowledge of the QE II stamp period. Next, members must have the opportunity to acquire material for their collection. For more information on this point see the Elizabethan II Market Place elsewhere in this issue. Finally, participation in the study group activities must be a fun experience. This last element may, at first, seem a bit difficult but surely through the newsletter, member correspondence and, where and when possible, meetings at major stamp events a high degree of fellowship and comradeship may be established and maintained. These then are the basic objectives: increased knowledge; collection enhancement and fellowship.

Until experience or the needs of our members point to a different format, this newsletter will be divided in eight sections as follows:

Sec. I - General

Sec. II - QE II - Karsh, Wilding and Cameo issues.

Sec. III - 1972 -77 Definitives. Caricatures and Landscapes.

Sec. IV - 1977-83 Definitives. Flowers, Trees, Street Scenes & National Parks.

Sec. V - Commemoratives.

Sec. VI - 1982-87 Definitives. Artifacts and National Parks.

Sec. VII - 1987-92 Definitives. Mammals & Architecture.

Sec. VIII - All Other (as identified) or [more sections]

In time I hope each newsletter will contain material in each section. Clearly, for that to happen each of us must be active in exchanging information. Never assume your item is too trivial. There will always be a member who will find your contribution significant. You need not be the resident expert. Just follow the format used later in this issue. Never send the original philatelic item - just a photocopy. If more is needed I will contact you.

Conspicuously absent in the above listing are the Centennial definitives. This group has an outstanding well established Study Group. They have just published their 53rd newsletter. If you are also interested in the Centennials you should contact the editor: John D. Aitken, P. O. Box 241, Lambeth, Ontario, Canada N0L 1S0.

BNAPEX '92 - ST. CHARLES. ILL Sept. 10 - 12

There will be a meeting of the Study Group . I understand it is scheduled on Saturday the 12th in the PM. Check the program. I hope many of you are able to attend. Convention details are available from Bob Schlesinger, Chairman, 523 Highland Grove Drive, Buffalo Grove, Illinois 60089.

SEC. I - STAMP PAPER & STAMP PRODUCTION

Stamps, during the Elizabethan Era, have transitioned to where we have a whole new technical frontier: new printing methods; new production equipment; different papers; tagging and fluorescence. I am very pleased to be able to include in this issue the first column of our own paper "expert" - Rick Penko. (I hope Rick does not object to my calling him the "expert" as by now, from our correspondence, he is well aware of this Editor's needs for help in this area.) His enthusiasm for this column is evident and is much appreciated. Also, let me express a big thank you to Robert Lemire, Editor of the Postal Stationery Study Group for pointing me to Rick.

Rick will be providing two columns: One is a question and answer column. This is your chance to ask questions, learn more, and in so doing we all benefit. The other column will deal with particular subjects designed to broaden our knowledge and often, we hope, will trigger questions for the Q & A column.

PAPER TRAILS

BY RICK PENKO

Greetings and welcome to the Elizabethan study group. John has graciously asked me to write a column on stamp paper and the production of stamps. By some way of a small introduction, I have been an avid stamp collector since my youth. One of my favorite series is the Centennial issue. Professionally I have been involved in the lithographic printing field for over 20 years, which has served to expand my knowledge of the production of modern stamps.

This column will explain some of the different papers, processes of stamp production, and other mysteries that crop up from time to time. To engage in a dialogue with the readers, I will be setting this column up as a question and answer forum. No doubt there must be something in your collection that defies an explanation or a question in your mind that has not been answered when it comes to paper or printing. This exchange of information will be necessary to develop a column. Photocopies or actual samples along with your questions will be greatly appreciated. All material submitted will be returned. You can send your comments or questions to John, or write to me personally. c/o Rick Penko, 321 Centennial Street, Winnipeg, Manitoba, Canada R3N 1P6

LITHOGRAPHY & PAPER - A PRIMER

BY: RICK PENKO

Historically, the accepted standard for printing the first adhesive postage stamp was the line engraved or intaglio (recess) method. Usually only one type of paper was used due to the exacting standards needed to achieve quality printing from this method. In Canada by the mid to late

1960's, it was becoming apparent that the cost of producing stamps by this specialized method was becoming expensive. Lithographic (litho) or offset printing became a more attractive alternative. Production was a lot faster and paper quality was not as demanding as it was with the intaglio process. The litho process quickly gained acceptance, as it allowed for experimentation with a wider variety of papers. Simultaneously, technological advancements in the intaglio method, enabled two processes to exist using varieties of paper. These changes have sparked much interest among collectors and has become a major study in Canadian philately.

Examples of the first use of litho on stamps in Canada was on the 1952 Red Cross Conference commemorative (Scott # 317). The blue background was engraved and the red cross done litho. The 1965 Winston Churchill commemorative was the first Canadian stamp done entirely by litho. The first low value definitives using litho & engraving were the 1977-82 Environment series (Scott 705 - 711). The first high values were the \$1 Vancouver & \$2 Quebec scenes (Scott #600 - 601). Since 1982 , all low and medium value definitives have gone to the litho process entirely. The only exception is the coil and high value stamp. The high value will probably remain as litho/intaglio combination for security purposes. The coil will change with the next rate increase to the litho multi-color format.

In these changing times of global markets and obtaining the best price, it is anticipated that different paper varieties will be an ongoing development.

HOUSE KEEPING

The news letter is being mailed loose leaf and punched for filing in a three ring binder. Page numbering will provide an easy reference guide (Especially when I solve how to do it by computer). Example: This is page number 1 - 1 - 4. Vol. #1 - Issue #1 - Page 4. All numbers will run in a continuing series.

A THOUGHT

This Editor was recently involved in one of the annual U. S. World Series of Philately shows. The exhibits were excellent. However, during the course of the show five different people, each on different occasions, stopped to observe there "were too many envelopes/covers₁ in the frames". One individual even had a motto - "put the stamps in the frames and the envelopes/covers in the mail". Yes, it is a bit extreme but it sure is food for thought when you consider the few people that take the time to look at the exhibits.

1 - Commentary, as I recall, was 3 (envelopes) 2 (covers).

SEC. I - REFERENCE MATERIAL - PROPOSED PROJECT

A study of any of the issues covered by the Elizabethan Study Group (ESG) is greatly enhanced and a lot more fun when one advances beyond filling the empty spaces. Is there anything more exciting than finding a new "variety" which has never been reported? If one is to enjoy such an experience there is need to know what has been reported. In the ESG era, in most instances, this is just plain tough. Some initial work has been done on the Caricatures and Landscapes but, as far as I know, nothing of substance has been published on any of the other definitive issues. Please advise me of any omissions! Commemoratives are even more difficult as by their nature they do not lend themselves to a separate publication. One reference that I highly recommend is "The Guidebook & Catalogue of Canadian Stamps by Glenn Hansen. Mine is a second edition covering through 1973. It is an excellent book for basic knowledge of the early changes in the production techniques of Canadian stamps.

There are a number of excellent journalists /writers who have published a number of articles in the various stamp publications. The trouble is who can afford to subscribe to all the possibilities? For that matter who knows all the possibilities? Who has the time to read all the journals? Who has the space to store the vast number and who, having navigated thorough this negative rationale has had the discipline to organize this vast body of writing. If there is someone I hope we are able to make contact and enlist his or her services and resources to the maximum. How then are we best able to proceed in the area of what is already known? I think the answer is - slowly! But, I do have a proposal to get started.

I propose that we build a basic file of known published information on each of the ESG definitive series. Not a computer data base but, rather, a photocopy file of material on each of the series. These files (packages) would be stocked by the Editor and available to the membership at nominal cost. I have the ability to start three such files: Caricatures and Landscapes; 1977-83 Definitives and Tagging & Fluorescence. Listings I have would include material listed in Canadian Philately Bibliography and Index by Cimon Morin. I anticipate our members will be able to expand each of these lists. Copies of all articles would be obtained, with any necessary releases, and sets would then be available. Is there interest in this approach? Do we have someone to take the lead in Sections II, VI, VII, and VIII? What other approach could we use? Any thoughts on the commemoratives?

**RECRUIT A NEW MEMBER - USE MEMBERSHIP
APPLICATION FORM INCLUDED WITH THIS ISSUE**

SEC. II - QE II

Scott #405 - Cameo Issue - five cent violet blue definitive

Paper Crease Variety - Two sets are shown: a single used and a block of six mint.

This kind of oddity, although not uncommon, is not that easy to find. The paper fold can be caused during the manufacture of the paper or during the printing process. It may be un-noticed during the inspection process, during the distribution process at the point of sale, and even during the point where the stamp is placed on an envelope by a non-collector. How many paper folds exist on how many other issues of the Elizabethan period? Readers are urged to share their holdings.

Reported by: Bill Pekonen



MINT



USED

SEC. III - 1972-77 DEFINITIVES

Scott #587 - two cent green Sir Wilfred Laurier

Tag Bar Shift - This prominent shift is just to the right of the centre of the stamp. This is error type G1a. The bar may be in any location on the stamp. Are any readers able to report any other tagging errors on this stamp?

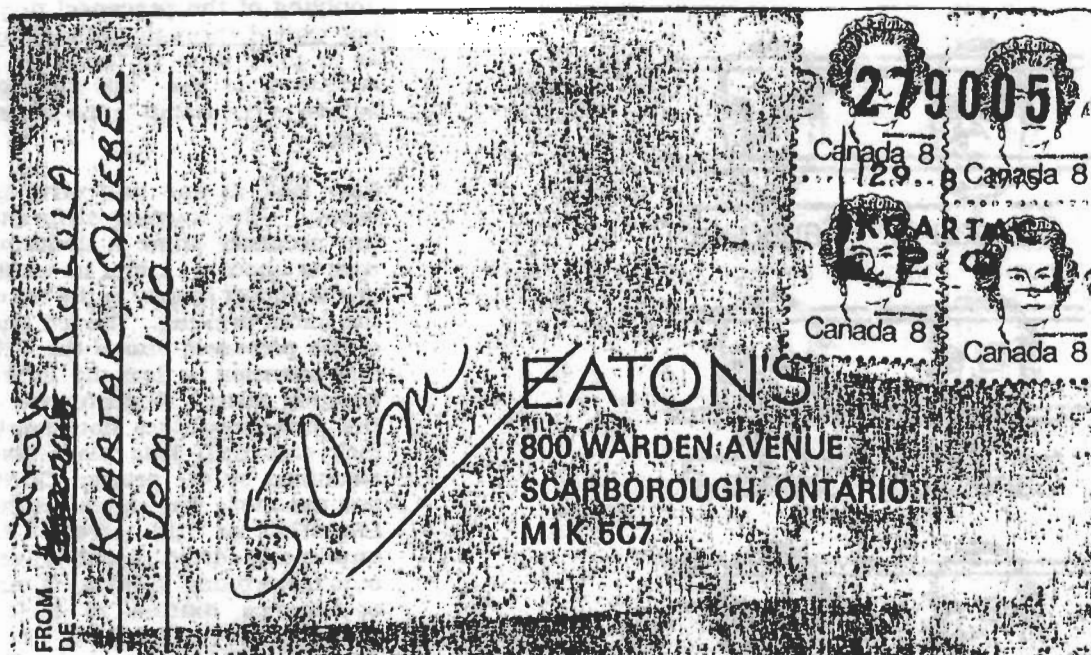
Reported by: Bill Pekonen



SEC. III -NEED YOUR HELP TO EXPLAIN THIS COVER!

Franking is with four Scott #593 regular sheet stamps. Note the perfect "punch" circle created if the position of the vertical pairs is reversed and aligned. The envelope is postmarked with a beautiful POCON dated 29 8 1975 and pays the domestic 4 oz. letter rate. Why the punching? A letter to the KOARTAC, P. Q. post office resulted in the following reply: "At this time I do not know why punching was done on these stamps. I was not working in that year." No response was received to the same inquiry sent to the originator. (Nor was the letter returned). On another cover originated by the same party there is a five digit number after the originators name which I have been told is an Eskimo identification number. KOARTAC is located in northern Quebec. The originator spelled the location with a TAK.

Reported by: Editor




PUBLICATION SCHEDULE

There will be a minimum of four newsletters per year. The present contemplated schedule is an issue during the last half of the first month of each quarter. The schedule for the balance of this fiscal year is October 27, January 26 and April 26. If sufficient material is on hand we will consider adding to the number and, if the increase is permanent, we will then revise the schedule accordingly. We will try to balance between content and frequency.

BE SURE TO READ - YOUR TURN - ON THE LAST PAGE.

SEC. III -CON'T

MISE EN GARDE: N'UTILISER CES TIMBRES QU'AUX FINS AUTORISÉES





Doubling of the 6c Pearson precancel - Scott No. 591

The Standard Canada Precancel Catalogue 1992 now lists this variety. There is also another doubling variety of the 6c Pearson.

First, look at the corner block of four below. Clearly, the warning strip is doubled. Also, the enlargement, at the bottom left, shows a doubling of the precancel. (Compare the line width with those on the enlarged half strip of 20). Note the doubling of the precancel does not extend through the tagging as in going through the press a second time the ink did not adhere to the stamp in the tagged area.

Now look at the half strip of twenty. The warning strip and the precancel show a doubling that is about 1/2 mm in width and is almost exactly to the left of the initial printing. The left end of the precancel shows the 1/2 mm extension as does the entire warning strip. (Unfortunately, the photocopy does not clearly pick this up). This piece was examined by the printer, CBNC and the cause was stated "as the transfer of ink from an improperly dried waste sheet onto the printing blanket. A rare occurrence limited to a few sheets."

Reported by: Editor



SEC. V - COMMEMORATIVES

On Oct. 9, 1974 Canada issued two stamps commemorating the 100th anniversary of the Universal Postal Union. There were problems with the production. Varieties abound. SCC (Unitrade - Specialized Catalogue of Canada) Scott #s 648-9 lists two varieties of the 8¢: i - red streak and ii - 'Canada 8' doubled (ghost print). On the 15¢ a hibrite variety is noted. Darnell #s 698-9 also lists two varieties of the 8¢: a - Pale face Indian and b - ghost print. The paper variety on the 15¢ is not noted.

Initial reporting on the 8¢ varieties of this issue were done in 1974 by Bill Pekonen. His commentary, at the time, is provided below and clearly is reflected in the current catalogues. Following his earlier article Bill has now added two new 'varieties' not previously reported.

Scott 648 red and purple eight cent UPU

The 8 cent Universal Postal Union commemorative stamp recently issued by Canada has appeared in what may be considered as an unintentional precancelled form.

Here is what we assume has happened. A roller picked up a small drop of red ink. As the sheets passed under the roller, the ink was deposited in a thin straight line extending down the second row (from the left). The line begins about half way down the first horizontal row and runs through the ninth row. The top of the tenth (bottom) row received only a spot of ink.

The roller width appears to be 7.5 mm wide. The width has been determined by measuring the distance between two lines which can be seen on only two stamps on each of only four panes. The stamp positions are number 41 and 46. Otherwise, only a single line appears.

A separate second roller imprint appears in the third row from the left on stamps 42 and 47. Only two panes show this other short line.

The red line definitely "precancels" each of the stamps so affected. These stamps were discovered in a Surrey, B. C. post office. It is assumed that the stamps are still valid for postage.

This variety has been dubbed as the The Red Streaker - considered an appropriate name because of the almost naked figure of the God Mercury (who is depicted on the stamp).

Two other minor inking varieties has been noticed on these same panes. Blobs of bluish-purple ink are stuck on the surface of the panes. These blobs vary in size from 1 mm to 5 mm. The blobs are scattered, quite noticeable, and can easily be detected by rubbing a finger lightly over the surface of the pane.

Another minor variety has been dubbed as the Pale faced Indian. If one looks closely at the UPU symbol, one can see the various figures which depict the various cultures around the globe. The figure with the headdress represents the Western Indian. The color of the ink is normally dark blue-purple. However, because of ink dilution, some spots are paler in color. The lighter shade gives the Indian a pale faced complexion. This latter variety is not constant, but shifts around on the sheet.

RED STREAKER

(Appears along length of
2nd vertical row)

BLOB

Shown on block of four



Scott #s 648 - 9 - New Varieties Reported on UPU Issues


**Eight cent - Vertical Purple
Streak Line**



This previously unreported Purple Streaker was found about the same time as the Red Streaker. It was not announced at the time, waiting to see if others were reported elsewhere. This purple line appears on the second row from the right side of the pane. How many other stamps can be found during the Elizabethan period in which vertical or horizontal streaks appear of the same colour used in the stamp? With this particular stamp, both colours used in the stamp have been found on separate sheets.

Fifteen cent - Closed "5" Variety

A peculiar thin line closes the loop of the five. If it had been wider, the "5" would become a "6" thereby making this a 16 cent stamp instead of a 15 cent stamp. Is this a freak stamp? Do others exist with the same mark? Do other issues have similar marks that - in effect - change the denomination of the stamp? A leap of the imagination? Perhaps, but that is part of the fun of collecting - to find something different from the normal!



ELIZABETHAN II MARKET PLACE

Classified listings in the Market Place are \$1.00 for 25 words. Additional words are 5¢ each. Camera ready display Ads pertaining primarily to the Elizabethan era will be accepted at the following rates: 1/8th page \$5.00; 1/4th page \$8.00; 1/2 page \$15.00 and a full page at \$30.00. 25% discount for four consecutive insertions of the same Ad. Full payment must accompany Ad. Payment in Canadian funds or if U. S. funds at 85% to Elizabethan II Study Group. Mail to Editor: John D. Arn, N. 17708 Saddle Hill Rd., Colbert, WA 99005.

WANTED: Caricature and Landscape commercial covers used in period. All usage including low values paying domestic rate and all foreign destinations especially S. America, Asia and the Far East. Premium for unusual items. John D. Arn, N. 17708 Saddle Hill Rd., Colbert, WA 99005
4 - 92

WANTED: "RED" Postage Dues on cover. All series. Advise holding and requirements. If reasonable enclose photocopy. All expenses reimbursed. John D. Arn, N. 17708 Saddle Hill Rd., Colbert, WA 99005
4 - 92

WANTED: JOHN McCRAE, Scott No. 487 commercial covers used prior to 1971. No FDC's or special cachets. John D. Arn, N. 17708 Saddle Hill Rd., Colbert, WA 99005
4 - 92

YOUR TURN

This is your newsletter. I hope you have enjoyed this first issue. Please tell the editor what you would like to see in future issues.

Take advantage of all opportunities to expand your knowledge. Be sure to share your knowledge by sending items for publication and expanding on those items that are reported.

Recruit a new member. The larger the membership the larger the knowledge base we have to draw on and that just has to mean a better newsletter.

IN THE NEXT ISSUE

1. Rick Penko's question and answer column will be operating - take advantage of the opportunity.
2. There will be a major reporting on a commemorative stamp offering a wealth of excitement.
3. Take advantage of the "MARKET PLACE" in your collecting plans.
4. We are corresponding on two documents that would provide a raft of basic information on quantities issued and plate numbers used during the Elizabethan period. At least one should be ready to go.
5. A report on BNAPEX 92.
6. Plus more!