



In This Issue

Congratulations Pascal 33
 Canada Post Workers Strike . . . 33
 Canada Post News 34
 Study Group Business 35
 Christmas Varieties 35
 2008 Stamp Program 36
 Contest 37
 Coil die cutting 38
 4¢ Cameo. 39
 42¢ Flag Coil Wrapper Usage . . . 39
 17¢ Provincial Flags. 40
 Mystery Solved 42
 Market Place 43
 12¢ Parliament Press Sheets . . . 46
 Letters from Home #12 48

Feature Article:

Berry Delicious 44

Copies mailed: 133

Congratulations Pascal

ESG member Pascal LeBlond was recently promoted to **Manager, Philatelic Collections** of the Library and Archives Canada.

Pascal replaces Cimon Morin, another fellow philatelist, in this position. Cimon “retired” quite awhile back. Congratulations Pascal on this promotion.

If an ESG member is ever planning a trip to the Ottawa area, I strongly recommend setting aside a day (or two or five!) to visit the Archives. Contact Pascal and he will surely help you with your request of materials (which have to be booked and reserved in advance of your trip).

Pascal’s e-mail signature includes the following:

Pascal LeBlond
 Gestionnaire, Collections philatéliques / Manager, Philatelic Collections
 Bibliothèque et Archives Canada / Library and Archives Canada
 550, boul. de la Cité, Gatineau QC
 Canada K1A 0N4
 Gouvernement du Canada / Government of Canada
www.collectionscanada.gc.ca

Canada Post Workers Strike

2200 members of the Union of Postal Communications Employees (UPCE), a component of the Public Service Alliance of Canada (PSAC), have been on strike across Canada since November 17th in protest against proposed changes to their sick leave and family-related leave benefits.

The striking employees are mainly administrative workers, who work in customer service, technical support and other call centres, so mail delivery and collection has not been affected.

Seasons Greetings



Edible Berry definitive flaws
See page 44



Who are We?

We are the Elizabethan II Study Group under the auspices of the British North America Philatelic Society (BNAPS) — The Society for Canadian Philately.

Our journal, the *Corgi Times* is published 6 times a year.

With the exception of the 1967–73 Centennial Definitives, we study all aspects of Canadian philately during the Elizabethan era.

BNAPS

Website: www.bnaps.org

Membership information:

Peter Jacobi, Secretary
#6 - 2168 -150 A St.
Surrey, BC V4A 9W4
Canada
E-mail: pjacobi@shaw.ca

Elizabethan II Study Group

Chairman

Harry W.E. Machum
Box 123
Little Current, ON P0P 1K0
Canada

Treasurer

Ronald Rush
30 Forest Hill Cres
Fonthill, ON L0S 1E1
Canada

Corgi Times Index Robert McGuinness

Market Report vacant

Paper Trails Rick Penko

Auction joint with Centennial group

Website:

www.adminware.ca/esg

Annual Dues

US and Canadian addresses is US\$15.00.
Canadian addresses option of C\$15.00.
All others US\$19.00.

Please make cheques payable to “The Elizabethan II Study Group” and send to Robin Harris, Editor at the address listed to the right.

Articles with no by-line are written or compiled by the Editor. All articles are ©2008 by the author and/or the Elizabethan Study Group.

Canada Post News

Do we like more stamps being issued by Canada? Sure we do! Every new issue is a part of the Elizabethan era — right up our alley. Here is what Canada Post is up to these days...

► 2008 Annual Collection

Canada Post's 2008 *Collection Canada* is now available. It “includes every stamp design of 2008”, as the advertising on the wrapper indicates. It does just that but is missing several collectable varieties (the souvenir sheet version is included but not the self-adhesive versions).


Here are the stamps that are missing (the number in parentheses indicates the total number of missing self-adhesive stamps):

- * Flower coils (4)
- * Flower booklet singles (3)
- * Peonies (2)
- * Art Canada: Yousuf Karsh (2)
- * Anne of Green Gables (2)
- * Canadians in Hollywood: The Sequel (4)
- * Endangered Species (4)
- * Christmas (3)

That totals some 24 different stamps that were not included. Again, the souvenir sheets containing the same designs were included, but not the self-adhesive version. If you are wanting all of the different varieties, it is recommended to pick up the quarterly packs. These contain both the souvenir sheets and self-adhesive singles of each issue.

► Olympic rate-change definitives

The December 15, 2008 issue of Linn's Stamp News reports that the five Olympic Discipline definitives will be released January 12, 2009 and the five Olympic Emblems and Mascot definitives will be released February 12, 2009.



Corgi Times

Editor:

Robin Harris
PO Box 104
Seddons Corner, MB R0E 1X0
Canada
E-mail: corgi@adminware.ca
Phone: (204) 268-9395

Back Issues:

Sample or single issues C\$3.50, US\$3.50 each.

(Six issues per volume) Vol I through V C\$17/vol, US\$17.00/vol; Vol VI C\$21, US\$21; Vol VII C\$18.50, US\$18.50; Vol VIII to XIII C\$20/vol, US\$20/vol

Corgi Times is produced with Adobe InDesign CS3® for Windows. Manuscripts should be submitted to the Editor at the address above. Electronic format is preferred but not required. Scanned illustrations (300dpi, colour, actual size, JPEG or TIFF, black background) should be sent as separate files from text files. Lower quality images will *not* be printed and will likely result in the article not being printed.

Study Group Business

❖ New members

Clyde Robertson (ON)

❖ Deceased member

George Saikaley

Planning Calendar

This is a listing of major exhibitions and bourses with a large content of both Canadian Exhibits and Canadian dealers. Minimum listing criteria: two day event; 1000 page exhibition; 18 dealer bourse with 50% offering Canadian material.

The goal is to list events far in advance to encourage either exhibiting or attendance and preferably both.

2009

BNAPEX 2009: Sep 11–13, 2009 in Kingston, ON

Christmas Varieties

by: *Robin Harris*

[This was written and published in the December 2008 *Buffalo*, the journal of The Winnipeg Philatelic Society. My apologies to those who are members of both the WPS and ESG.]

Canada's Christmas stamps offer the collectors of plate varieties a wealth of material to study. One such Christmas issue is the three stamps issued in October 1980 (Scott 870-872). The theme that year was "Greeting Cards". Each stamp carried a different denomination: 15¢ for the third class/post card rate (0-2 oz.), 17¢ for the first class rate (0-1 oz.), and 35¢ for the International rate (0-1oz.). As would be expected, the 15¢ value had the largest printing run while the 35¢ value had the least stamps printed.

The *Unitrade Specialized Catalogue of Canadian Stamps* has two footnotes to this issue. One footnote says that the inscription blocks of the 15¢ and 17¢ values incorrectly reversed the names of the illustrator between the two stamps. Thus, every inscription/plate block of these two stamps has an error!

The second footnote says "there are several constant plate flaws on these Christmas stamps. The most notable are listed here." This note and the corresponding plate varieties were added to the *Unitrade* in the 2006 edition, the year that I took over as Editor. One of my goals as *Unitrade* Editor was to add to the catalogue the many constant plate varieties that are known on various issues. Where did I hear about the varieties on these stamps?

From 1980 to 1986 a series of articles titled *Canadian Stamp Varieties* written by Leopold Beaudet of Ontario, appeared in *The Canadian Philatelist* (the bi-monthly journal of the Royal Philatelic Society of Canada). A total of 16 articles appeared. Simply put, these were the best articles ever written on a regular basis about this subject. Each new article was eagerly anticipated and now sorely missed in Canadian philately. To this day I continue to correspond with Leo, sharing information on printing formats and varieties on Canadian stamps.

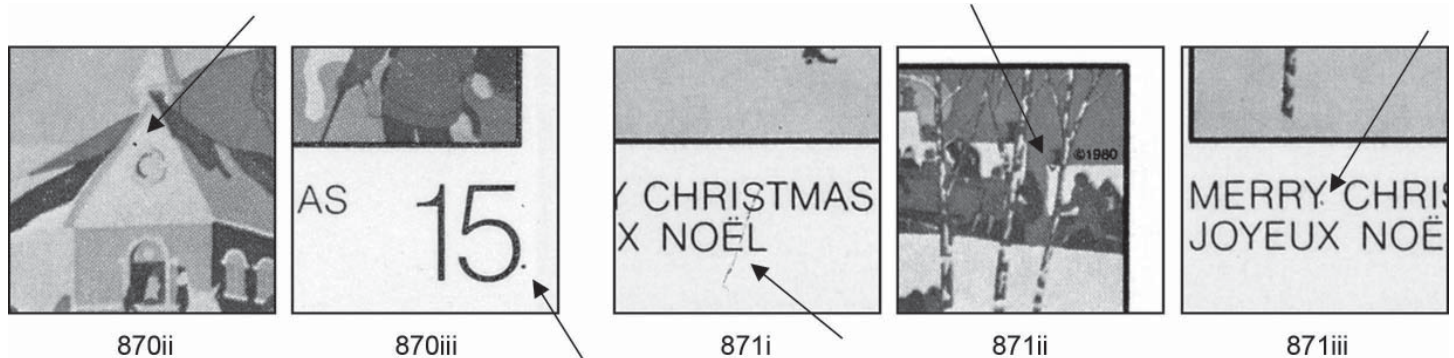


Did you know that if you have access to the internet that you can view the above 16 articles for free! Visit The RPSC website (www.rpsc.org), click on the "Canadian Philatelist" link at the top and start your author search for "Beaudet". Each issue of the *Canadian Philatelist* will be listed where you can click and view the entire issue as an Adobe PDF file (and subsequently read and/or print). What a valuable on-line resource!

Back to our 1980 Christmas stamps. As part of the March-April, 1981 *Canadian Philatelist*, Leo discussed this particular stamp issue and listed 20 different constant plate varieties. So there's the answer ... the listings of the six constant plate varieties on the 1980 Christmas stamps which were added to the 2006 *Unitrade* catalogue came from Leo's excellent article in *The Canadian Philatelist*.

Note that the information on these varieties had been published very shortly after the stamps had been released, and was "waiting" to be included in the *Unitrade* catalogue for some 25 years! The moral of this story is to read the various philatelic journals that are published on a regular basis. These include the *Canadian Stamp News*, *The Canadian Philatelist* (RPSC), *BNA Topics* (BNAPS), and the many newsletters produced by the various specialized study groups (such as the *Corgi Times* published bi-monthly by the Elizabethan II Study Group of BNAPS). Journals such as these could provide you with timely information on new varieties.

All the best this Holiday Season. May your Christmas Stocking be full of philatelic gifts.



Canada Post 2008 Stamp Program

Issue dates are subject to change by Canada Post. Shaded entries are changed/new from the last time we presented this list.

Issued	Description	Scott#
Jan 8	Year of the Rat <ul style="list-style-type: none"> • 52¢ single • \$1.60 souvenir sheet • uncut press sheet • two Prepaid postal cards — one for each postage stamp design 	2257 2258
Jan 15	Permanent™ (52¢) Celebration (booklet of 6)	2259
Feb 1	Permanent™ (52¢) Island Red Orchid, coil of 3,000 and 5,000	2244a
Mar 3	Peonies <ul style="list-style-type: none"> • 52¢ pair in self-adhesive booklet of 10 • 52¢ pair in gummed souvenir sheet • two Prepaid postal cards — one for each postage stamp design 	2261–62 2260
Mar 7	52¢ University of Alberta (booklet of 8)	2263
Mar 7	52¢ University of British Columbia (booklet of 8) <ul style="list-style-type: none"> • and gutter block containing Alberta and British Columbia 	2264
Apr 3	52¢ 2008 IIHF World Championships (booklet of 10; two different covers)	2265
Apr 21	52¢ Guide Dogs (booklet of 10)	2266
May 1	Permanent™ (52¢) Flag over Lighthouses (booklet of 30), with corrected design	2253B
May 2	52¢ Canadian Industries — Oil and Gas (2 stamps in booklet of 10)	2267–68
May 16	52¢ Founding of Quebec City (joint issue with France)	2269
May 21	Arts Canada : Yousuf Karsh <ul style="list-style-type: none"> • 52¢ Karsh self-portrait (pane of 16) • 96¢ Audrey Hepburn (self-adhesive booklet of 8) • \$1.60 Winston Churchill (self-adhesive booklet of 8) • gummed souvenir sheet of 3 • uncut press sheet • gutter booklet • four Prepaid postal cards 	2270 2272 2273 2271
Jun 4	52¢ Royal Canadian Mint	2274
Jun 16	52¢ Canadian Nurses Association (booklet of 10)	2275
Jun 20	Anne of Green Gables (joint issue with Japan) <ul style="list-style-type: none"> • 52¢ pair in self-adhesive booklet of 10 • 52¢ pair in gummed souvenir sheet • two Prepaid postal cards — one for each postage stamp design 	2277–78 2276
Jun 30	Canadians in Hollywood: The Sequel <ul style="list-style-type: none"> • 52¢ Norma Shearer / 52¢ Chief Dan George / 52¢ Marie Dressler / 52¢ Raymond Burr • self-adhesive booklet of 8 (4 different covers) • gummed souvenir sheet of 4 • four Prepaid postal cards — one for each postage stamp design 	2280 2279
Jul 2	Permanent™ (52¢) Flag over Lighthouses (booklet of 10), with corrected design	2253B
Jul 18	52¢ Beijing 2008 Summer Olympics (booklet of 10)	2281
Jul 25	52¢ Lifesaving (booklet of 10)	2282
Aug 1	52¢ British Columbia's 150th Anniversary	2283
Sep 8	52¢ Sam McLaughlin	2284
Oct 1	52¢ Endangered Species (4 designs) <ul style="list-style-type: none"> • self-adhesive booklet of 8 • gummed souvenir sheet of 4 	2286–89 2285
Oct 6	Permanent™ (52¢) + 10¢ Mental Health (semi-postal) (booklet of 10)	B14
Oct 15	52¢ Francophone Summit	
Nov 3	Christmas <ul style="list-style-type: none"> • Permanent™ (52¢) Nativity (self-adhesive booklet of 12) • Permanent™ (52¢) Snow angel (self-adhesive booklet of 12) • 96¢ Skiing (self-adhesive booklet of 6) • \$1.60 Tobogganing (self-adhesive booklet of 6) • gutter booklet (96¢ and \$1.60 panes of 6 each) • gummed souvenir sheet of 3 (Winter fun) 	
Dec	Permanent™ Queen Elizabeth II	
Jan 12 ?	Vancouver 2010 Winter Olympics — Olympic Disciplines (5 stamps)	
Feb 12 ?	Vancouver 2010 Winter Olympics — Olympic Emblems and Mascots (5 stamps)	

Contest

How well do you know your Canadian *Elizabethan-era* stamps? If you know them very well, this contest won't take too long. Otherwise, you will be browsing your stamps and/or catalogue for quite awhile ... in which case you will be having a lot of fun!

Our local *Saan* store was closing out this past summer (as were all of them across Canada). They had their movies on sale for quite a discount. Included in these were the pair of *Tommy Tricker Stamp Traveller* movies released in 1988 and 1993. I picked up a few sets with the idea of offering them as prizes in upcoming contests in the *Corgi Times*. Here is our first contest.



Identify as many of the following 20 stamps (by Scott number) issued during the Elizabethan era and *mail a copy* of this page with your answers to: Robin Harris, PO Box 104, Seddons Corner, MB R0E 1X0 by January 24, 2009. We will have a random draw from all those who have the most correct answers [if we only receive a couple of similar entries (I will be quite disappointed), each will win]. The winner(s) will receive the pair of *Tommy Tricker* movies (DVD format; although the packages don't say, I suspect they are made for North American DVD players).



1. _____



2. _____



3. _____



4. _____



5. _____



6. _____



7. _____



8. _____



9. _____



10. _____



11. _____



12. _____



13. _____



14. _____



15. _____



16. _____



17. _____



18. _____



19. _____



20. _____

Coil Die Cutting

\$1.60 Kaleidoscope 'Conni'

In the last *Corgi Times* (September-October 2008, page 22) we noted that the current \$1.15 Memoria Evelyn Light flower coil (Sc. 2246), from boxes dated after mid-July, have a new die cutting.



We can now report that the \$1.60 Kaleidoscope 'Conni' flower coil (Sc. 2247), from boxes dated September, also exists with this same die cutting. A strip of 10 from a \$1.60 roll (from the first column of 10) of the new die cutting pattern is illustrated at right.

The chart to the right summarizes the different die cutting patterns that have now been seen on the 2008 Flower coils. Not yet reported are the 96¢ pattern # 3, \$1.15 pattern # 2 and \$1.60 pattern # 3. This series is now as "complex" as the previous series of Flower coils.

Three accompanying charts provide the die cutting measurements from each of the different 100 stamps found in each of the three different die cutting mats used on these coils.

A close examination of these three charts shows that there are "compound-type" perf measurements of more than 1/2 a "perf" in both the second and third patterns:

- * pattern # 2, column 1 between rows 7 and 8
- * pattern # 3, top of row 1 and between rows 3 and 4 (this can be seen in the illustration at right)

2008 Flower coils (die cutting pattern # 2)

	C1	C2	C3	C4	C5	C6	C7	C8	C9	C10
R1	8.20	8.20	8.25	8.20	8.15	8.10	8.20	8.20	8.10	8.10
R2	8.70	8.75	8.50	8.55	8.50	8.50	8.55	8.50	8.65	8.50
R3	8.80	8.45	8.50	8.45	8.40	8.50	8.45	8.55	8.50	8.45
R4	8.40	8.35	8.40	8.45	8.30	8.30	8.20	8.35	8.35	8.60
R5	8.65	8.75	8.65	8.60	8.55	8.65	8.65	8.70	8.60	8.50
R6	8.45	8.45	8.40	8.40	8.35	8.30	8.30	8.25	8.35	8.35
R7	8.70	8.75	8.70	8.55	8.65	8.60	8.70	8.75	8.80	8.75
R8	8.15	8.45	8.45	8.35	8.20	8.25	8.45	8.35	8.35	8.55
R9	8.80	8.70	8.70	8.75	8.70	8.60	8.70	8.60	8.65	8.75
R10	7.95	8.15	8.10	8.05	7.95	7.95	8.10	8.05	8.00	7.90
	8.20	8.40	8.35	8.30	8.40	8.40	8.40	8.45	8.45	8.50

2008 Flower coils (die cutting pattern # 1)

	C1	C2	C3	C4	C5	C6	C7	C8	C9	C10
R1	8.45	8.45	8.45	8.35	8.50	8.45	8.50	8.45	8.60	8.55
R2	8.85	8.90	8.85	8.90	9.00	8.95	9.00	9.00	9.00	9.00
R3	8.60	8.70	8.65	8.50	8.50	8.70	8.85	8.65	8.70	8.95
R4	8.60	8.85	8.80	8.55	8.70	8.75	8.60	8.65	8.70	8.80
R5	8.70	8.75	8.60	8.55	8.70	8.60	8.55	8.60	8.65	8.65
R6	8.70	8.85	8.95	8.90	8.90	8.95	8.90	8.95	8.90	8.95
R7	8.65	8.70	8.65	8.60	8.65	8.85	8.80	8.70	8.65	8.75
R8	8.85	8.70	8.95	8.90	8.85	8.90	8.75	8.70	8.90	8.65
R9	8.65	8.80	8.80	8.80	8.65	8.70	8.75	8.80	8.70	8.75
R10	8.75	8.95	8.90	8.90	8.80	8.90	8.95	8.90	9.00	8.90
	8.85	8.95	8.85	9.00	9.00	9.00	9.05	9.05	9.00	9.05

2008 Flower coils (die cutting pattern # 3)

	C1	C2	C3	C4	C5	C6	C7	C8	C9	C10
R1	8.10	8.10	8.25	8.20	8.30	8.25	8.25	8.25	8.30	8.30
R2	9.20	9.35	9.25	9.20	9.15	9.20	9.25	9.30	9.30	9.35
R3	8.65	8.55	8.65	8.70	8.70	8.60	8.70	8.65	8.70	8.65
R4	8.15	8.10	8.15	8.15	8.20	8.35	8.25	8.20	8.15	8.15
R5	9.00	8.90	8.80	8.80	8.90	9.05	9.10	9.05	9.00	9.00
R6	8.80	8.70	8.50	8.60	8.55	8.55	8.60	8.65	8.55	8.60
R7	9.40	9.35	9.40	9.35	9.25	9.35	9.30	9.25	9.40	9.50
R8	9.20	9.00	9.05	8.90	9.05	9.10	9.10	9.10	9.10	9.00
R9	9.35	9.35	9.35	9.30	9.40	9.45	9.50	9.40	9.45	9.60
R10	8.80	9.00	8.80	8.80	8.95	8.90	8.90	8.95	8.80	9.00
	9.20	9.30	9.00	9.05	9.05	9.00	9.15	9.10	9.20	9.25

Die cut:
8.10

9.20

8.65

8.15

9.00

8.80

9.40

9.20

9.35

8.80

9.20



4¢ Cameo

by: John D. Arn

Illustrated is a scan of a block of four with Winnipeg tagging of the 4¢ Cameo stamp containing quite an area of rather severe disturbed inking. An APEX certificate on this item reads as follows:

“Canada, Scott No. 404piii, unused block of four with a production variety, (perhaps a solvent smear), full original gum, never hinged, genuine.”



42¢ Flag Coil Wrapper Usage

ESG member Bob Stanley passed along this interesting cover which uses a portion of the wrapper that surrounds the 42¢ Flag coil (Sc. 1394) Was the sender trying to make a point in their mailing to the “Customs & Excize [sp]” agency?



Postal Rates Books


As an Elizabethan II Study Group member you can pick up these valuable reference books at a much reduced price below retail. The chart notes the various pricing for both Volume I and Volume II. Send your order to: Robin Harris, PO Box 104, Seddons Corner, MB R0E 1X0 Canada.

	Volume I Domestic	Volume II USA & Int'l
ESG members	C \$62.95 US \$62.95	C \$34.95 US \$34.95
Non-members	C \$89.95 US \$89.65	C \$49.95 US \$49.95
Postage:		
Canada	C \$10.00	C \$10.00
USA	US \$13.00	US \$13.00
Int'l (surface)	US \$16.50	US \$16.50
	(502 pages)	(275 pages)
	Nov 2004	Apr 2007

Exchange rate subject to change



Postal Rates and Fees of the Elizabethan Era In Canada 1952-2002



Postal Rates and Fees of the Elizabethan Era From Canada 1952-2005

17¢ Provincial & Territorial Flags

by: Leonard Kruczynski, Robin Harris and Pascal Leblond

Earlier this year ESG member Leonard Kruczynski passed along several panes of the 17¢ Provincial & Territorial Flags stamps (Scott 821–832) containing many constant varieties, albeit some are quite small. However, the size of the “flyspeck” didn’t matter. The question was, what was the sheet layout for this issue and could the constant varieties be used to plate a pane?

Leonard’s package of material, containing panes and notes, arrived the beginning of September. I e-mailed Pascal Leblond at the Library and Archives Canada to ask if he could view the press sheet to let us know (1) how many panes were on the sheet, and (2) what were the locations of panes with inscriptions. Pascal promptly replied with the configuration, which told us that the sheet was comprised of 4 rows by 3 columns of panes and that the first row contained all *lower left* panes, the second row *upper left* panes, the third row *lower right* panes, and the fourth row had only *upper right* panes.

Nothing much more happened on this until mid-November. While in Ottawa for a meeting, I took the opportunity to request and view the sheet layout personally. The accompanying illustration was created digitally using Adobe Photoshop. Individual panes of each pane position were scanned, perforations removed, placed on a larger image based on measurements taken and colour bars added.

The original sheet includes the handwritten text and signature “OK to Print. Wm. F. Danard 5-3-79” below the middle column of panes. The stamps were issued June 15, 1979.

Leonard had spent a considerable amount of time perusing his stock of 100 panes. His flyspecking search resulted in charts for each pane position with each province detailed, and a list of constant flaws, some of which appear on all four pane positions. I compared his notes with my stock of about 50 panes and was able to match up some of the panes. Shown in the table below are Leonard’s notes dealing with the Saskatchewan flag. There are a couple of “larger” flaws on this specific stamp.

When I visited the Archives in mid-November and studied the press sheet that was available I took some limited notes on what I saw. Unfortunately, you are not allowed to take your own stamp material into the viewing room to compare one’s stock against the press sheet. After returning home I compared these notes with my panes and the sample set of panes passed along by Leonard. I was only able to match a couple of “flaws” against the press sheet, and even then, in only a very limited manner. This suggests to me that I was looking at only one of what was likely at least two (and perhaps more) press sheets made by Ashton-Potter. Alternatively, additional flaws occurred during printing that appeared on the issued panes but were not present at the time the viewed press sheet was printed. In any event, this is an interesting issue to study if you are a diehard “flyspecker” (nearly all of the ‘constant’ dots are quite small!).

Flaws on Saskatchewan Provincial Flag (Scott 828)			
	I	II	III
Lower left	green dot left of lower “Saskatchewan”	dot above leaf, right of stem	
Upper left	green dot left of stem above leaves		
Lower right	green scratch on yellow (near lower left)	green dot on yellow above k	dot right edge on yellow
Upper right	dot below right leaf	dot below right leaf	dot left of 1905



Dot above leaf, right of stem (LL-II)



Dot above leaves, left of stem (UL-I)



Scratch on yellow near lower left (LR-I)




Press sheet of 17¢ Provincial & Territorial Flags (Scott 821-832)

Mystery Solved

by: Leopold Beaudet, John Jamieson, Robin Harris

Back in the May-June 2006 *Corgi Times* (Vol XIV, Number 6, page 87) we illustrated a 5¢ Wilding cover with a single stamp that had a serrated-type edge at the right of the stamp. We had not seen anything like this before and asked if anyone has seen something similar.

The cover is illustrated below with the single stamp illustrated at right. Having not received any answer to our query from two years ago, the item was shown by a new member of the ESG, John Tucker, at the BNAPS Golden Horseshoe Regional Group meeting in Ancaster at the end of November 2008. This set off a quick chain of events leading to the mystery being solved.



ESG member Leopold Beaudet offered up the following:

Besides a booklet, the other possible source for this stamp, given the straight edges (and presumably the right side was a straight edge before it acquired the unusual "perforations"), is a cello paq. The stamp is postmarked Jan 6, 1962. The cello paq for the 5¢ Wilding was issued on 11 Oct. 1961.

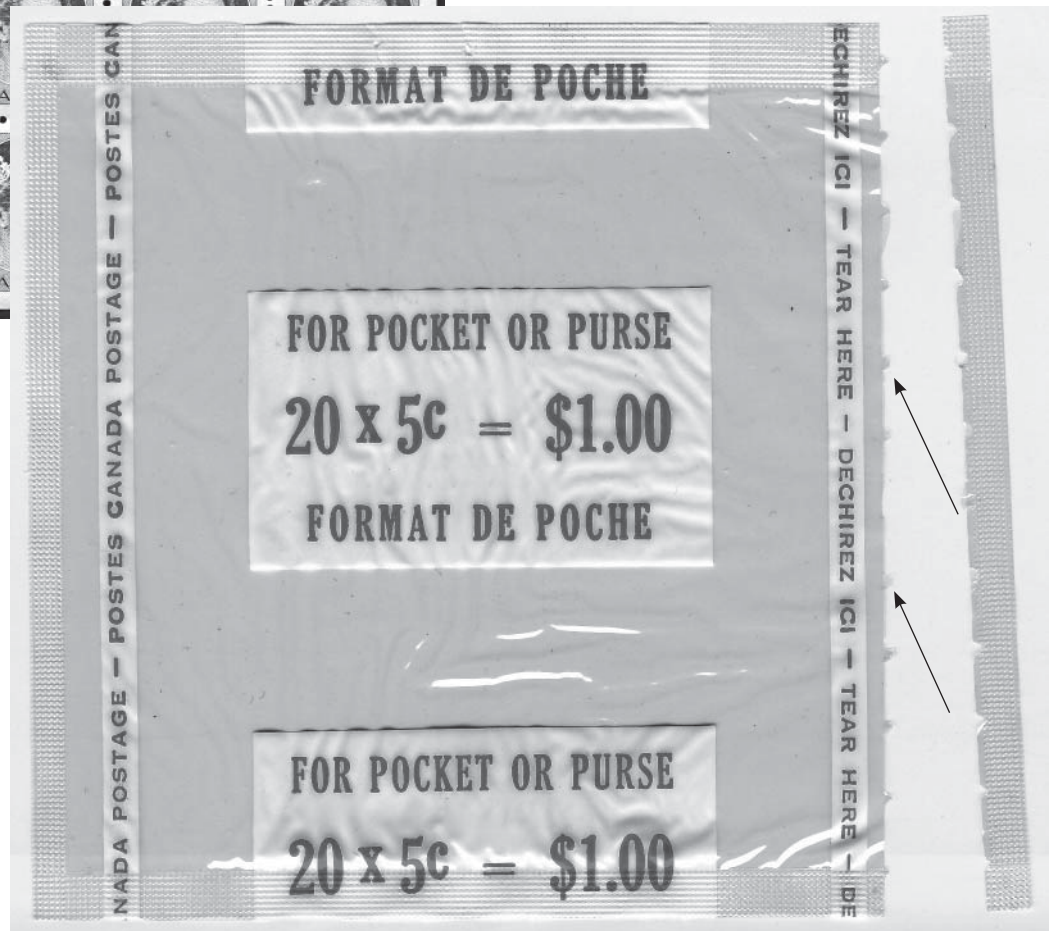
Here is a possible theory to explain the "perforations" along the right side of the stamp. The stamp comes from a cello paq pane. The cello paq is rouletted along one side to facilitate opening it. For the 5¢ Wilding, according to the illustration on page 187 of Robin Harris' *Karsh, Wilding, Cameo Definitives* catalogue, the rouletting is on the right side. The rouletting was misplaced (or perhaps the pane was a bit wider than normal judging by the size of the right margin) such that it ran into the stamp pane. Voila, the stamps along the right side of the pane are inadvertently rouletted.

ESG member John Jamieson of Saskatoon Stamp Centre passed along the illustrated cello-paq wrapper which has been opened at the right side. Notice the serrated-type edge that appears down the right side when the wrapper is opened. This clearly matches the stamp illustrated above. So, Leo's theory is correct. The 5¢ Wilding pane was placed inside a cello-paq wrapper prior to it being sealed such that the rouletting on the right side of the wrapper cut the right edge of the pane of stamps.

Fascinating. It pays to "advertise", particularly by raising your query in different sources, such as our own *Corgi Times* and/or via a BNAPS Regional Group meeting. Now the search is on to find more of this kind of inadvertent variety.



5¢ Wilding miniature pane of 20



5¢ Wilding cello-paq wrapper (opened at right side)
 Courtesy Saskatoon Stamp Centre

Articles requested

Elizabethan II Market Place

Classified listings in the Market Place are \$1.00 for 25 words. Additional words are 5¢ each. Camera ready display ads (preferably 300dpi, black and white tiff scans) pertaining primarily to the Elizabethan era will be accepted at the following rates: 1/8 page \$5.00; 1/4 page \$8.00; 1/2 page \$15.00 and a full page at \$30.00. 25% discount for four consecutive insertions of the same ad.

Full payment must accompany ad. Payment in Canadian funds to: Elizabethan II Study Group. Mail to Editor: Robin Harris, PO Box 104, Seddons Corner, MB R0E 1X0, Canada.

Berry Delicious

by: Robin Harris (special thanks to Leopold Beaudet for his notes, comments, and advice)

A correspondent (Arnold Janson) began e-mailing me a couple of weeks ago with a few constant flaws found on the Edible Berry definitive stamps of 1992–1998 (Scott 1349–1355). [This article is limited to those findings. There are other flaws, albeit a bit less prominent, that also occur on these stamps.]

These seven stamps were first released August 5, 1992. Over several years, up to four printings of most values appeared. These included three different printers (Ashton-Potter [AP], Canadian Bank Note [CBN], Ashton-Potter Canada Ltd. [APC]) and two different papers (Coated paper and Harrison paper).

Edible Berry Definitives				
Printer: Paper:	AP Coated	CBN Harrison	CBN Coated	APC Coated
1¢ Blueberry	Aug 5/92		Aug 19/94	Apr 3/95
2¢ Wild Strawberry	Aug 5/92	Apr 22/94	Aug 19/94	Aug 1/95
3¢ Black Crowberry	Aug 5/92	Apr 22/94	Aug 19/94	May 2/97
5¢ Rose Hip	Aug 5/92	Mar 11/94	Aug 19/94	Sep 20/95
6¢ Black Raspberry	Aug 5/92	Mar 11/94	Aug 19/94	
10¢ Kinnikinnick	Aug 5/92	Mar 11/94	Aug 19/94	Sep 1/95
25¢ Saskatoon Berry	Aug 5/92	Apr 22/94	Aug 19/94	May 1/96

The flaws on these Berry stamps are interesting in two ways: some flaws occur across different printers and some flaws are common across all seven values.

Shared Flaws

These are flaws that occur on the screened background that is shared on all values. They include:

- * *Snake in grass/bush*, rows 2–10, column 1 (not found on 5¢, 6¢ or 10¢) from the CBNs and APC printings (Unitrade # 1350vi, 1355v)
- * *Bluebird*, rows 2–10, column 3 from the CBNs and APC printings
- * *Blue thread*, rows 2–10, column 5 from the CBNs and APC printings (most prominent on 10¢)
- * *Rose thorn*, rows 2–10, column 8 from the CBNs and APC printings (not visible on 3¢ and 6¢ as it is hidden by other dark printing) (Unitrade 1350v)



2¢ Berry definitive, printed in panes of 100

Bluebird (all values) rows 2–10, column 3 (both CBNs and APC)




One-value only Flaws

- * 3¢: *Poisoned berry*, row 3, column 2 (pos. 22). Occurs on only 1 stamp from the second CBN and APC printings (Unitrade 1351v)
- * 6¢: *Leaf mold*, rows 2–10, column 9 from the first AP printing

* 10¢: *Smiling berry*, rows 1–10, column 1 from all printings but far more prominent on the first AP printing

Snake in grass/bush rows 2–10, column 1 (both CBNs and APC)


* 25¢: *Cardinal in grass*, rows 1–10, column 8 (this is found on the same stamps as the “Rose thorn” flaw in rows 2–10, but also stands by itself in row 1) from all printings



Blue thread rows 2–10, column 5 (both CBNs and APC)




Rose thorn rows 2–10, column 8 (both CBNs and APC)



2¢

3¢: Poisoned berry
row 3, column 2 from the second CBN and APC printings



6¢: Leaf mold
rows 2–10, column 9 from the first AP printing



5¢

10¢: Smiling berry
row 1–10, column 1 from all printings but far more prominent on the first AP printing





10¢

25¢ Cardinal in grass
rows 1–10, column 8 from all printings



25¢






12¢ Parliament – Press sheets

previous page: British American Bank Note Company (Unitrade 714)

this page: Canadian Bank Note Company (Unitrade 714iv)



B 4 2 NY 1

Letters from Home

by: John Burnett, OTB (#12 of a series)

Jean Sauvé Commemorative stamp available in many Combinations

On March 8, 1994 Canada Post issued a commemorative stamp for Jean Sauvé (Scott 1509). It was a sheet of 20 stamps with four different tabs surrounding sixteen of the stamps. I have been reaching into memory banks from my college math courses and trying to figure out just how many combinations of stamps and tabs might exist. In figure 1 I show a close up of a couple of stamps just to show two of the tabs.



Figure 1
A pair of the 43¢ commemorative Jean Sauvé stamps with tabs.

Canada Post created a serious collectible with the issue of these stamps and their tabs, because there are four different tabs. The number of possible collectible covers franked with a stamp and different tab in a different location (left or right) becomes an enormous number.

My mom originally saw the potential of these cover's rarities and sent me the letter shown in figure 2.




Figure 2
A cover bearing a block of four of the Jean Sauvé commemorative stamps with all four of the available tabs attached

It was during this period that my mother was suffering from some pretty serious arthritis in her hands and I had purchased and pre-addressed a bunch of envelopes for her. Figure 3 shows one of these envelopes with my hand writing. It was mailed just as my address was changing from "Parkwood Street" to "East Parkwood Street" and so this cover received another routing mark from the US post office to inform my correspondents of the change in address.

I have some twenty different combination covers with this stamp but that is no where near all the potential combinations that might exist. Perhaps some member of the Elizabethan Study Group who is less mathematically challenged than me can come up with the full number of combinations that might be collected in this stamp.

I dare say we will be reading in catalogues of the future a statement something like "fewer than 'x' number of covers known to exist with this tab". I think this stamp used postally, properly and in period, is one of Canada's real rarities already, we just haven't recognized it yet. Think about the folks in Nova Scotia in 1870 who just mailed that letter with a perf 12½ Small Queen and the recipient who just trashed the envelope, today you are looking at a few hundred dollars for one of those covers.




Figure 3
A decorative envelope with the Jean Sauvé commemorative and three edible fruit definitive stamps used to make up the USA postal rate.

I urge each member of the Queen Elizabeth II Study Group to look for modern postal history. You can find some in "dollar" boxes at shows, believe me. I think you will find this postal history is a lot harder to find than many of you think. How many of you have actually seen this stamp used on a postal cover let alone with one of the four potential tabs attached? I think we are collecting extremely rare items here. For future collectors there will be a big search just to find examples of a cover franked with the Jean Sauvé commemorative stamp.