




In This Issue

BNAPLEX 2007	19
Contributions	19
ESG Website	19
John S. Siverts Award	19
Canada Post News	20
Study Group Business	21
ESG Meeting at BNAPLEX.	21
Postal Rates Books.	21
2007 Stamp Program	22
Letter to the Editor	23
Flower Coil Boxes	24
Unknown Misperforated.	30
Postage Due Receipts	31
Unitrade 2008	31
Market Place	31
Letters from Home	32

Feature Article

50¢ QE II Booklet Press Sheets . . 26

Copies mailed: 121



50¢ QE II Booklet Press Sheets
See page 26

BNAPLEX 2007

Congratulations to three of our members for the awards won by their exhibits at the BNAPLEX 2007 show held in Calgary in early September:

- Silver to Joel Weiner for *The Centennial Booklets of Canada 1967–1973*
- Silver to John Arn for *Canada Environmental Definitive Series*. This exhibit also won the ESG “White Queen Award”.
- Silver Bronze to David Oldfield for *Canada’s National Wildlife Week*

Contributions

Special thanks to those members who passed on a contribution or postage donation as part of their recent annual dues renewal:

Contributions:

Brian Cameron (C\$19)
Brian Cannon (C\$5)
Del Peters (C\$20)
Vernon Richards (C\$5)
Samual Rock (US\$6)
George Yarkie (C\$20)

John S. Siverts Award

The John S. Siverts Award is given annually to the best BNAPS Study Group newsletter published during the previous year. This year’s award, announced at the BNAPLEX 2007 held in Calgary from August 31 to September 2, is our own *Corgi Times* newsletter.

This is the sixth time that the *Corgi Times* has won this award since its inception in 1989. Our first editor, John Arn, won it in 1994, 1995 and 2000. Your current editor, Robin Harris, first won this award back in 2002, a second time in 2006, and now this year. Illustrated at right is the award that was presented (it is actually clear and 18cm (7”) tall; it was filmed against a dark background to allow the white text to be visible.)

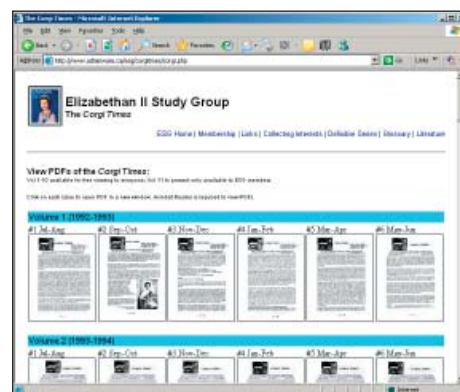


ESG Website

Have you visited the ESG website recently? According to the survey included with the recent dues renewal notice, *very few* members visit the site on a regular basis. I hope that this changes with the following announcement:

Effective immediately anyone can view, download, and print — at their leisure — any of the first 10 years of *Corgi Times*. A direct link to the summary page is:

www.adminware.ca/esg/corgitimes/corgi.php



This is a considerable resource that I hope everyone will take advantage of. Plans are in place to open up the most recent issues of *Corgi Times* to ESG members only — hopefully this will happen over the winter months.

Who are We?

We are the Elizabethan II Study Group under the auspices of the British North America Philatelic Society (BNAPS) — The Society for Canadian Philately.

Our journal, the *Corgi Times* is published 6 times a year.

With the exception of the 1967–73 Centennial Definitives, we study all aspects of Canadian philately during the Elizabethan era.

BNAPS

Website: www.bnaps.org

Membership information:

Peter Jacobi, Secretary
#6 - 2168 -150 A St.
Surrey, BC V4A 9W4
Canada
E-mail: pjacobi@shaw.ca

Elizabethan II Study Group

Chairman

Harry C. Machum
Box 123
Little Current, ON P0P 1K0
Canada

Treasurer

Ronald Rush
30 Forest Hill Cres
Fonthill, ON L0S 1E1
Canada

Corgi Times Index Robert McGuinness

Market Report vacant

Paper Trails Rick Penko

Auction joint with Centennial group

Website:

www.adminware.ca/esg

Annual Dues

US and Canadian addresses is US\$15.00.
Canadian addresses option of C\$15.00.
All others US\$19.00.

Please make cheques payable to “The Elizabethan II Study Group” and send to Robin Harris, Editor at the address listed to the right.

Articles with no by-line are written or compiled by the Editor. All articles are ©2007 by the author and/or the Elizabethan Study Group.

Canada Post News

Do we like more stamps being issued by Canada? Sure we do! Every new issue is a part of the Elizabethan era — right up our alley. Here is what Canada Post is up to these days...

Year-end Definitives

December 27th will see new definitives being issued:

- Queen (Permanent™ value), booklet of 10
- Flag over Lighthouses (5 designs) (Permanent™ value), booklet of 10
- Permanent™ (52¢) Orchid (coil of 100)
- 96¢ Orchid (coil of 50 and booklet of 6)
- \$1.15 (coil of 50 and booklet of 6)
- \$1.60 (coil of 50 and booklet of 6)
- souvenir sheet of 4 orchids

Stationery reprints

The October to December 2007 *Canada Post Details* magazine notes (page 4) that “starting in the fall of 2007, the (following) logos will appear on selected Canada Post products (Quarterly Collector’s Packs, #8 and #10 postage-paid envelopes), reinforcing our commitment to conserving Canada’s natural resources.”

It is not clear whether this means that the *current* stationery designs will be reprinted with a new logo or whether *new* designs with the new logo will be issued. One would suspect that the former would be the case (i.e. existing designs will be reprinted).

We will keep you posted when we see the new envelopes.

Corner the market?

In addition to panes of 50, the new low-value definitives (Beneficial insects) will appear in a souvenir sheet of five stamps on October 12, 2007. Only 350,000 panes are being printed; of these, many thousands will be used for first day covers and quarterly pack/annual collections.

At only 44¢ per pane, a person with “deep pockets” could almost corner the market and buy up all of the other souvenir sheets!

Corgi Times

Editor:

Robin Harris
PO Box 104
Seddon's Corner, MB R0E 1X0
Canada
E-mail: corgi@adminware.ca
Phone: (204) 268-9395

Back Issues:

Sample or single issues C\$3.50, US\$3.50 each.

(Six issues per volume) Vol I through V C\$17/vol, US\$17.00/vol; Vol VI C\$21, US\$21; Vol VII C\$18.50, US\$18.50; Vol VIII to XIII C\$20/vol, US\$20/vol

Corgi Times is produced with Adobe InDesign CS® for Windows. Manuscripts should be submitted to the Editor at the address above. Electronic format is preferred but not required. Scanned illustrations (300dpi, colour, actual size, JPEG or TIFF, black background), if available, should be sent as separate files from text files

Study Group Business

New members

Donald Hicken
James West

E-mail changes/additions

Planning Calendar

This is a listing of major exhibitions and bourses with a large content of both Canadian Exhibits and Canadian dealers. Minimum listing criteria: two day event; 1000 page exhibition; 18 dealer bourse with 50% offering Canadian material.

The goal is to list events far in advance to encourage either exhibiting or attendance and preferably both.

2007

Oct 12–14: **Royal 2007**: Toronto, ON

2008

BNAPEX 2008: Halifax, NS

ESG Study Group meeting at BNAPEX 2007

Reported by: *John D. Arn*

We had a good turnout of 13 people. Not all were members. The “topic” was a member’s Show and Tell.


- John Arn had three “Red Dues” items: payment of postage due using meters, printed directly on the postage due receipt and printed on a gummed paper tape strip and then glued to the postage due receipt; a postage IOU receipt; single usage of the 50¢ red postage due.
- John Weiner presented trial copies of printings by CBN of the “printed sisters” showing a number of problems that had been experienced. With multiple colours very impressive. Due to the source and nature of this material it has not been shown.
- John Burnett showed some of his “Letters from Home” covers using Millennium stamps prior to their release. Also the Dove on larger cover mailing with coin.
- David Oldfield was looking for information on a letter carrier cancel which was used to cancel two covers at a time (see his query in this issue of the *Corgi Times*).

Postal Rates Books



As an Elizabethan II Study Group member you can pick up these valuable reference books at a much reduce price below retail. The chart notes the various pricing for both Volume I and Volume II. Send your order to: Robin Harris, PO Box 104, Seddons Corner, MB R0E 1X0 Canada.

	Volume I Domestic	Volume II USA & Int'l
ESG members	C \$62.95 US \$62.95	C \$34.95 US \$34.95
Non-members	C \$89.95 US \$89.65	C \$49.95 US \$49.95
Postage:		
Canada	C \$10.00	C \$10.00
USA	US \$13.00	US \$13.00
Int'l (surface)	US \$16.50	US \$16.50
	(502 pages)	(275 pages)
	Nov 2004	Apr 2007

Exchange rate subject to change



Postal Rates and Fees of the Elizabethan Era In Canada
1952-2002



Postal Rates and Fees of the Elizabethan Era From Canada
1952-2005

Canada Post 2007 Stamp Program

Issue dates are subject to change by Canada Post. Shaded entries are changed/new from the last time we presented this list.

Issued	Description	Scott#
Jan 5	Year of the Pig <ul style="list-style-type: none"> • 52¢ single • \$1.55 souvenir sheet • uncut press sheet • two Prepaid postal cards — one for each postage stamp design 	2201 2202
Jan 15	52¢ Celebration (booklet of 6)	2203
Feb 12	52¢ International Polar Year (pair and souvenir sheet) <ul style="list-style-type: none"> • 52¢ pair • \$1.04 souvenir sheet 	2204–05 2205b
Mar 1	Lilacs <ul style="list-style-type: none"> • 52¢ pair in self-adhesive booklet of 10 • 52¢ pair in gummed souvenir sheet • two Prepaid postal cards — one for each postage stamp design 	2207–08 2206
Mar 12	52¢ HEC Montréal Centennial (booklet of 8)	2209
Mar 15	Art Canada (Mary Pratt) <ul style="list-style-type: none"> • 52¢ <i>Jelly Shelf</i> single • 52¢ and \$1.55 <i>Iceberg in North Atlantic</i> in souvenir sheet 	2211 2212
Apr 3	52¢ University of Saskatchewan Centennial (booklet of 8)	2210
Apr 5	Definitive reprints: <ul style="list-style-type: none"> • 52¢ QE II booklet of 10, new C paper • P Flag booklet of 30, barcode moved to back of booklet 	
May 3	Ottawa as Canada's capital city <ul style="list-style-type: none"> • 52¢ single (self-adhesive booklet of 8) • 52¢ and \$1.55 in souvenir sheet 	2214 2213
May 9	52¢ Royal Architectural Institute of Canada: 1907–2007 <ul style="list-style-type: none"> • 4 x 52¢ in pane of 8 • uncut press sheet 	2215–18
May ?	Definitive reprints: <ul style="list-style-type: none"> • 93¢ Flower booklet of 6 with new back advertising • \$1.10 Flower booklet of 6 with new back advertising • \$1.55 Flower booklet of 6 with new back advertising 	
Jun 22	Captain George Vancouver <ul style="list-style-type: none"> • \$1.55 single • \$1.55 in souvenir sheet 	2219 2219a
Jun 26	52¢ FIFA World Youth Championships (pane of 16)	2220
Jun 29	52¢ Canadian Recording Artists: 4 designs: Gordon Lightfoot, Joni Mitchell, Anne Murray, Paul Anka <ul style="list-style-type: none"> • self-adhesive booklet of 8 (4 different covers) • water-activated gum souvenir sheet • four Prepaid postal cards — one for each postage stamp design 	2222a–d 2221a–d
Jul 6	52¢ Terra Nova National Park	2223
Jul 20	52¢ Jasper National Park Centennial <ul style="list-style-type: none"> • and gutter block containing Terra Nova National Park and Jasper National Park 	2224
Jul 25	52¢ Scouting in Canada Centennial	2225
Jul 26	52¢ Chief Membertou (French settlement series)	2226
Sep 13	52¢ Law Societies of Saskatchewan and Alberta Centennials (2 stamps)	
Oct 1	52¢ Endangered Species <ul style="list-style-type: none"> • 4 designs in booklet of 8 • 4 designs in souvenir sheet 	
Oct 12	Low-value definitives: Beneficial Insects (panes of 50) <ul style="list-style-type: none"> • 1¢ Convergent lady beetle • 3¢ Golden-eyed Lacewing • 5¢ Northern Bumblebee • 10¢ Canada Darner (dragonfly) • 25¢ Cecropia Moth • souvenir sheet of 5 • uncut press sheet 	
Nov 1	Christmas <ul style="list-style-type: none"> • Permanent™ (52¢) Reindeer • Permanent™ (52¢) Hope • 93¢ Joy • \$1.55 Peace 	
Dec 27	Rate-change definitives (Permanent, 96¢, \$1.15, \$1.60)	

Letter to the Editor

Dear Mr. Harris,

I was at BNAPEX and attended the Elizabethan Study Group meeting. I was basically unprepared for the "show and tell," but John Arn knew that I had this material in my pouch, and he urged me to present it. My hesitation was due to the fact that I have more questions than answers. Despite the good intentions of the group, my questions remain. John then suggested that I jot down what I have here and send them to you for possible inclusion in the *Corgi Times*. Feel free to use, not use, or thoroughly edit my thoughts.

I collect the 1950's Wildlife Week stamps on cover. Currently I have just about all of the common uses of the five years under my consideration, but about a month ago, I saw the enclosed four covers on eBay – offered by Mr. Hugo Deshayé. They were unusual enough for two of them to immediately fit into my collection and exhibit.


Apparently CKEY radio in Toronto was sponsoring a contest in which the more entries received at the radio station from the contestants improved their chances of winning. Some unknown person prepared several envelopes and put enough postage on each for the drop rate delivery of the day. All four of the covers that I possess were addressed by the same hand, but there is no return address or back stamps involved. The first pair were mailed on June 8, 1956 and the second pair two days later.

The two pairs of covers have been stapled together for the purpose of maintaining the "Letter Carrier" cancels, which reach across from one cover to its partner. I am assuming that someone at CKEY was a philatelist, or a witness, or just observant and became aware that the letter carrier was cancelling more than one envelope at a time, so after the entry forms, he or she then stapled the envelopes in such a way as to show the single, hand-stamp cancel.

My questions revolve around where, when and why these cancels were applied, and what was the exact nature of a "Letter Carrier" cancel? Mr. Deshayé suggested that these might have gotten stuck together, and when they went through the equipment at the primary postal facility they were skipped over. The next morning, when the letter carrier spotted the uncanceled stamps, he used his hand stamp on them – two at a time. But I was wondering if perhaps they were taken directly to a substation, and the letter carrier for the CKEY route was forced to cancel multitudes of these things, trying to do it as expeditiously as possible. Or is it possible that they were delivered directly to the radio station with stamps, forcing the letter carrier to cancel them there.

Any suggestions would be appreciated.

David Oldfield
Post Falls, Idaho

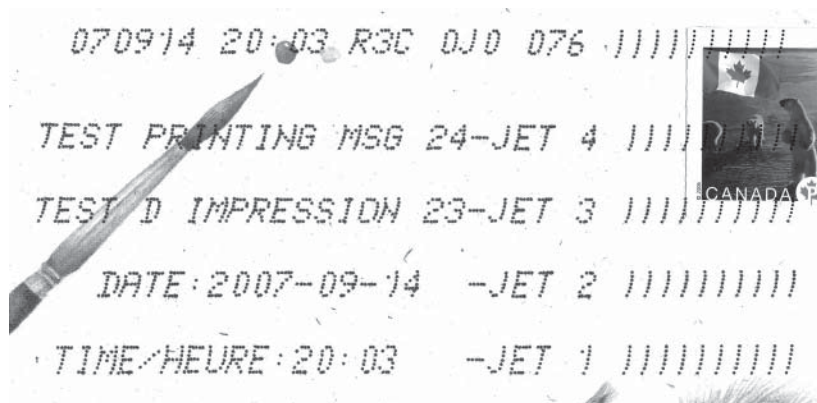


Testing Jet Spray

by: Robin Harris

My wife received a piece of mailing in mid-September that contained the illustrated "Test Printing" JET cancellation. This was processed through the Winnipeg sortation plant. The image is at 100%, cropped from the original envelope.

I am not a fan of even one ink jet cancellation line, let alone five lines!



Permanent™ / 93c / \$1.10 / \$1.55 Flower Coil Boxes


By: Robin Harris, Andrew Chung, Mirko Zatka, Clarence Wigmore, Earle Covert

The current Flower coils are shipped to post offices in boxes containing 10 rolls of each design. Affixed to the end of each box is a self-adhesive label containing specific information about the contents of the box. This includes the quantity of rolls (a larger '10'), a Canada Post product number (such as '101330' for the Permanent stamp), a roll number, date and time, and barcode.

Sc#	Value	Product #
2187	P Spotted Coralroot wildflower	101330
2195	93¢ Flat-leaved Bladderwort	101331
2196	\$1.10 The Marsh Skullcap	101332
2197	\$1.55 The Little Larkspur	101333



It is believed that the roll number refers to the large roll of printed stamps containing 10 columns across the paper by some amount of stamps around — it is not known how many individual rolls of 100/50 can be cut from this larger roll of paper. It is also not known whether the date and time refer to the date that the stamps were printed or the date the rolls were assembled and placed into the boxes for shipping. Based on a study of this information (see below), it is likely safe to assume that the date and time refer to when the stamps were boxed up. For those post offices that order large quantities of coils (especially as a new rate is to take affect), 10 boxes of 10 rolls each are assembled into a larger box (thus, 100 rolls of stamps). All of the boxes in this box have the exact same information printed on each individual boxes label.



Top: box of 10 Permanent stamps
Bottom: label on end of box (actual size)

A quick glance at the listing that follows, gives us the following assumptions:

- the same roll number can be assembled over two (or more) days
- different times exist on the same date
- roll number sequencing has reverted back to one (twice on the \$1.10 value)

The following data has been gathered from several individuals. In most instances, the stamps within the individual boxes were not seen or studied. That is, the boxes are "saved" by the postal clerk for the different collectors.

Based on a close examination of stamps from certain boxes, it is known that at least FOUR different die cutting mats have been employed so far on these stamps. This can be determined by studying the "perforation" gauge and the arrangement of the "peaks" and "valleys" on individual stamp — each stamp has its own unique "fingerprint" of die cutting. As such, there are four hundred different, unique Permanent stamps that can be collected (100 stamps per die cutting mat times the four different mats used). Two of these die cutting mats have yielded interesting specimens. The early printings of the Permanent stamps have the compound perf variety (one row of the cut cutting mat had a far different gauge than the other rows (see page 38 of the Nov-Dec 2006 *Corgi Times*). Another die cut anomaly, consisting of several broken peaks/valleys on one roll in a box, exist on three of the current four Flower coils. This variety, seen only from boxes dated in February 2007, was discussed and illustrated on page 70 of the Mar-Apr 2007 *Corgi Times*.

The following listing is a work in progress. We would like to hear from any ESG member who can supply us with more data. Since these stamps are still current (at least for another three months), additional dates are likely to be seen.

die cut pattern	1	2	3	4
box dates	Sep 2006	Oct 06–Jan 07 Mar 07–May 07	Feb 07	Jul 07–
average die cut	7.4–8.7*	7.9–8.3	8.0–8.8**	8.4–9.0
P Spotted Coralroot wildflower	x	x	x	x
93¢ Flat-leaved Bladderwort		x	x	
\$1.10 The Marsh Skullcap		x	x	
\$1.55 The Little Larkspur		x		

* compound in row 5

** anomaly in column 5

Permanent (101330)

Roll#	Time	Date	Location	Comment
2		Sep 06, 2006	Ontario	"compound perf"
4		Sep 07, 2006	Ontario	"compound perf"
6		Sep 08, 2006	Ontario	"compound perf"
9		Sep 11, 2006	Alberta	"compound perf"
13		Sep 12, 2006	Ontario	"compound perf"
14		Sep 12, 2006	Ontario	"compound perf"
15	21:11	Sep 12, 2006	Manitoba	"compound perf"
20		Sep 14, 2006	Ontario	"compound perf"
21		Sep 15, 2006	Ontario	"compound perf"
24		Sep 18, 2006	Ontario	"compound perf"
35		Sep 22, 2006	Ontario	"compound perf"
62		Oct 10, 2006	Ontario	
69		Oct 16, 2006	Ontario	
70	09:18	Oct 17, 2006	BC	
73		Oct 19, 2006	Ontario	
83	09:23	Oct 25, 2006	Alberta	
84	13:46	Oct 25, 2006	Manitoba	
88	15:41	Oct 25, 2006	Alberta	
89	21:29	Oct 25, 2006	Alberta	
95	18:32	Nov 13, 2006	Manitoba, Alberta	
102	16:12	Nov 16, 2006	Manitoba, Alberta	
111		Nov 21, 2006	Ontario	
117		Nov 23, 2006	Ontario	
118		Dec 08, 2006	Alberta	
134		Dec 27, 2006	Ontario	
143		Dec 29, 2006	Ontario	
151		Jan 03, 2007	Ontario	
164		Jan 10, 2007	Ontario	
165		Jan 11, 2007	Ontario	
166		Jan 11, 2007	Ontario	
169	15:19	Jan 12, 2007	Alberta	
170	06:55	Jan 15, 2007	Manitoba	
196		Feb 01, 2007	Alberta	die cut anomaly
197	20:54	Feb 01, 2007	Alberta	die cut anomaly
198	08:41	Feb 02, 2007	Manitoba	die cut anomaly
205	11:42	Feb 08, 2007	Alberta	die cut anomaly
207		Feb 08, 2007	Ontario	die cut anomaly
235		Mar 19, 2007	Ontario	
251		Mar 05, 2007	Ontario	
252		Mar 06, 2007	Ontario	
256		Mar 07, 2007	Ontario	
264		Mar 08, 2007	Ontario	
267	14:35	Mar 15, 2007	Alberta	
293	07:58	Mar 25, 2007	Manitoba	
298		Mar 27, 2007	Ontario	
305		Apr 05, 2007	Ontario	
320		Apr 11, 2007	Ontario	
323	23:26	Apr 11, 2007	Manitoba	
337		Apr 26, 2007	Ontario	
342	10:36			
	14:50	Apr 28, 2007	Manitoba	
353	12:38	May 04, 2007	Alberta	
355	10:40	May 05, 2007	BC	
360	16:39	May 09, 2007	Ontario	
361		May 09, 2007	Ontario	
371	15:14	May 14, 2007	BC	
372	17:46	May 14, 2007	Manitoba	
377	11:59	May 17, 2007	Manitoba	
380	16:39	May 18, 2007	Alberta	
387	10:35	May 23, 2007	BC	
17		Jun 05, 2007	Ontario	
28		Jun 15, 2007	Ontario	
29		Jun 20, 2007	Ontario	
37	19:22	Jun 22, 2007	BC	
39	21:28	Jun 25, 2007	BC	
62		Jul 23, 2007	Ontario	
68		Jul 27, 2007	Manitoba	
69	08:08	Jul 27, 2007	BC	

93c (101331)

Roll#	Time	Date	Location	Comment
1		Nov 02, 2006	Ontario	
3	08:42	Nov 03, 2006	Ontario, Alberta	
4	09:11	Nov 03, 2006	Alberta	
5	16:10	Nov 06, 2006	Alberta	
6		Nov 23, 2006	Ontario	
7		Nov 23, 2006	Ontario	
8	13:30	Nov 24, 2006	Alberta	
9		Nov 24, 2006	Ontario	
9		Dec 06, 2006	Ontario	
10		Dec 06, 2006	Ontario	
11	21:03	Dec 06, 2006	Alberta	
12	13:40	Dec 07, 2006	Manitoba, Alberta	
13		Dec 08, 2006	Ontario	
14	07:39	Dec 15, 2006	Manitoba, Alberta	
26	15:42	Feb 23, 2007	Manitoba, BC	die cut anomaly
27		Feb 24, 2007	Manitoba	die cut anomaly
28	13:33	Feb 25, 2007	BC	die cut anomaly
29		Mar 13, 2007	Ontario	
31		Mar 14, 2007	Ontario	
1		Jun 02, 2007	Ontario	

\$1.10 (101332)

Roll#	Time	Date	Location	Comment
1	13:19	Oct 30, 2006	Alberta	
2	19:02	Oct 30, 2006	Alberta	
2	19:52	Oct 30, 2006	Alberta	
3		Oct 31, 2006	Ontario	
4		Oct 31, 2006	Ontario	
5		Nov 01, 2006	Ontario	
5	09:03	Nov 27, 2006	BC	
6	10:25	Nov 27, 2006	Manitoba	
9		Nov 28, 2006	Ontario	
10		Nov 29, 2006	Ontario	
12		Nov 30, 2006	Ontario	
13		Dec 01, 2006	Ontario	
1		Feb 09, 2007	Ontario	die cut anomaly
2		Feb 09, 2007	Ontario	die cut anomaly
5	12:50	May 16, 2007	BC	
7	07:07	Jun 11, 2007	BC	
10		Jun 29, 2007	Ontario	
1	21:44	Sep 6, 2007	Ontario	

\$1.55 (101333)


Roll#	Time	Date	Location	Comment
1	07:03	Nov 07, 2006	Ontario, Alberta	
2		Nov 07, 2006	Ontario	
6		Nov 10, 2006	Ontario	
7		Nov 10, 2006	Ontario	
8		Dec 01, 2006	Ontario	
9		Dec 01, 2006	Ontario	

Counterfeit Flower Coils


Ken Pugh, noted expert of Canadian forgeries, counterfeits and fakes, sent an e-mail along just as this issue of the *Corgi Times* was being finalized to note that all four values of the current Flower coils have been found with crudely prepared (colour laser) counterfeits.

The counterfeits, which were found in strips of 3 or 4 stamps in postage lots being offered to west coast dealers, are not die cut or tagged.


Sc. 2075a, 50¢ QE II Booklet
Canadian Bank Note Co., TRC paper, 48 panes per sheet
 (digitally created by copying a single booklet; based on a viewing of press sheet material at
 the National Archives of Canada on June 13, 2007)




Sc. 2075a, 50¢ QE II Booklet
Canadian Bank Note Co., TRC paper, 48 panes per sheet
 (digitally created by copying a single booklet; based on a viewing of press sheet material at
 the National Archives of Canada on June 13, 2007)



Sc. 2075aii, 50¢ QE II Booklet
Canadian Bank Note Co., Fasson paper, 45 panes per sheet
(digitally created by copying a single booklet; based on a viewing of press sheet material at
the National Archives of Canada on June 13, 2007)



Canadian Bank Note Co., Fasson paper, 45 panes per sheet
(digitally created by copying a single booklet; based on a viewing of press sheet material at the National Archives of Canada on June 13, 2007)



Unknown Misperforated Stamps Offered for Sale by R. Maresh & Son

by: *Joseph Monteiro*

1002-89 Vaudreuil Rue, Hull, Québec, Canada J8X 4E8

Introduction

The March 2006 Eastern Mail Sale newspaper offered a new misperforated stamp for sale - the 48c Christmas stamp. This stamp was issued a few years ago but to date the error remained hidden. First, a brief description of the stamp will be given followed by a description of the misperforated error and a few concluding remarks.

Description of Stamps

The 48-cent Christmas stamp was issued in conjunction with the 65-cent and \$1.25 stamps to celebrate Christmas on November 4, 2002. The three stamps depict aboriginal art. Featured on the 48-cent stamp is Genesis by artist Daphne Youngfox. The stamps were designed by Signals Design Groups. They were printed by Canadian Bank Note on Tullis Russell Coatings paper using the lithographic process in seven colours. They are tagged on all four sides (general Ottawa) and are perforated with a 13+ perforation gauge. The adhesive used is PVA. There are 25 stamps per pane in a format of 5 rows by 5 columns. Marginal inscriptions appear in the four corners of the pane.



Description of Misperforated Error

The 48-cent misperforated error was offered for sale in the Eastern Mail Sale newspaper. It was described as follows:

825 *B 1965var 202 48c Christmas, mint block of four, showing a dramatic perforation shift (6mm to left), thus resulting in a three-bar tagging variety and showing plate inscription in the extended wing margin on upper left stamp. A striking multiple, Mint NH....Photo Est. 300.00

The misperforation can be described as a shift of the vertical perforation to the left by 6mm cutting the design. As a result, most of the misperforated stamps except those in the left column have a white blank column on the left side of the stamp followed by part of the design of the right side of the normal stamp. The left column is interesting in that the upper and bottom column blocks of misperforated stamps have the colour codes and inscription on the left side of the stamps. The stamps in this left column in the middle or third row do not have any colour codes or inscription, in other words it is a white blank. This results in four misperforated varieties: 1) the misperforated stamp with the white column and part of the design of the right side of the stamp; 2) the misperforated stamp with only the white column on the left; 3) the misperforated stamp with the inscription on the left; and 4) the misperforated stamp with the colour codes on the left.

In addition to the above design varieties, the misperforated stamps have two types of tagging errors: a) the first variety mentioned above is a three tag error with the tagging missing on the right (i.e., a G2aL error), the tagging on the left twice the size of the normal tagging; and b) the second to fourth varieties mentioned above have a tagging error similar to that described in a) except that the left tagging is of the normal size and not twice the size and in addition the horizontal perforations do not extend to the left of the stamp (this has to be verified by examining stamps under the UV lamp). The reason for the latter is because the tagging at the ends of the pane do not go outside the stamp and the tagging does not go right to the end of the selvage.

Concluding Remarks

There can be varieties even among misperforated stamps from the same sheet. These varieties are not only with regard to the design that appears on the misperforated stamp but also with regard to the tagging. One has to pay close attention to detail. It is difficult to say how many misperforated errors of this stamp exist for certain. Each pane produces 25 misperforated stamps and if the stamps were printed six panes to the sheet as many as 150 misperforated stamps are likely to have been produced, assuming that the entire sheet was misperforated. If more than one sheet was misperforated, then multiples of 150 could have been produced. It is also usually difficult to say whether all the misperforated errors are in the hands of philatelists, some get destroyed if they are used as they sometimes do not fall into the hands of philatelists.

Bibliography

1. Eastern Mail Sale, August 15th, 2007, p. 13/p. 18.

Canada Post – Postage Due Receipts

by: John Arn

First I have seen with the I.O.U. on the form. This is an internal form used by offices who have letter carrier delivery. The office will have one individual designated to handle money transactions, often the registration clerk. The I.O.U. form is referred to as a *chit* and the person responsible for the “funds” as the *chit person*. He/she will provide the carrier with mint postage due stamps needed to service that days mail. The carrier then signs the I.O.U. for the total of the stamps received.

When the carrier returns to the office after servicing his route he will return any money collected and any stamps not used. The I.O.U. is returned to the carrier and normally destroyed.


This form is still in use using regular postage stamps.

Postage Due Receipt with extra line “I.O.U. port dû
At Fulford Harbour, BC 22 Mar 1979
for 86¢ in Series 4 Red Dues (16¢ + 20¢ + 50¢)

Unitrade 2008 Edition

The 2008 *Unitrade Specialized Catalogue of Canadian Stamps* began shipping from the publisher, Unitrade Associates, on Tuesday, September 25th. Highlights of this edition (i.e. new items) include:

- many/most of the illustrations in the following sections have been re-scanned to give better quality: Officially Sealed, Wildlife Habitat Conservation, Prisoner of War Free Franks, Canada Post Souvenir Articles, early postal stationery images
- consistent numbering of booklet singles (including numbering those that had not been previously numbered). This was done by adding a lower case “s” to the end of the booklet pane number. Note that only non-Scott numbered booklet singles have been designated this way.
- continue to add more images of specific varieties (when made available to us)
- uncut press sheets have been summarized (and several illustrated) on their own page
- Special event covers, custom and commemorative envelopes are listed in the Unitrade for the first time
- to save space, stamp images from Sc # 606 have been reduced to 80% of actual size
- Topical index of stamp subjects has been added (to be expanded in future editions)
- a few more definitive checklist tables have been added
- the price remains the same as the previous three year’s editions: CAN\$42.95, despite the addition of 16 more pages



Elizabethan II Market Place

Classified listings in the Market Place are \$1.00 for 25 words. Additional words are 5¢ each. Camera ready display ads (preferably 300dpi, black and white tiff scans) pertaining primarily to the Elizabethan era will be accepted at the following rates: 1/8 page \$5.00; 1/4 page \$8.00; 1/2 page \$15.00 and a full page at \$30.00. 25% discount for four consecutive insertions of the same ad.

Full payment must accompany ad. Payment in Canadian funds to: Elizabethan II Study Group. Mail to Editor: Robin Harris, PO Box 104, Seddons Corner, MB R0E 1X0, Canada.

Specialized Elizabethan Canada /
Booklets / New Issue Service /
Want Lists Welcome

mjzatka@shaw.ca P.O. Box 1181, Calgary, AB, T2P 2K9

Letters from Home

by: John Burnett, OTB (#5 of a series)

How many times have you said 'boy would I love to own a \$5 Jubilee on a wrapper from 1897'? Well somebody's going to be saying something similar in 2107 about some of our present day high value stamps.

My mom always sent her Christmas gifts through Canada Post to my wife and me, my son and his family and our daughter and her family. This newsletters article concerns a number of parcel wrappers sent by my mom to us all.

The first shown in figure 1 is a wrapper sent to my son and his wife when they lived in Wooster Ohio. The wrapper is franked with \$7.25 and pays the parcel post rate to the United States. The parcel entered the USA at St. Paul Minnesota and has "passed Free as evidenced by the customs diamond shaped hand stamp in the upper left corner. The wrapper was franked with a single \$5 Public Library and \$2 Provincial Normal School high value definitive stamps. The final 25¢ is paid with a single edible berry stamp.




Figure 1

The next item, shown in figure 2 nearby, is a wrapper franked with \$4.30 and is addressed to me personally. A pair of the McAdam railway Station definitive makes up \$4 while a block of three 10¢ Skunk definitive stamps makes up the remaining 30¢.

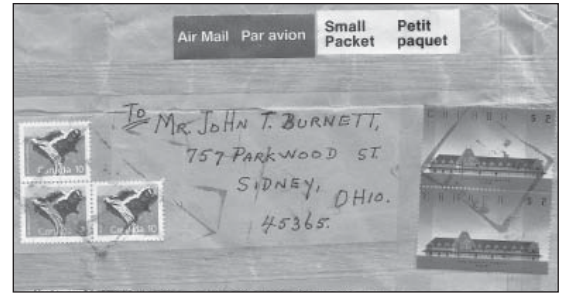


Figure 2

My daughter received the next parcel, shown in figure 3, from my mom while attending University at Wright State in Dayton Ohio. The wrapper is franked with \$6.50 with a single \$5 La Mauricie National Park definitive, \$1 is made up with the single \$1 Glacier National Park definitive and 50¢ sleigh definitive stamp finishes paying the rate.




Figure 3

A particularly nice wrapper I did receive is shown in figure 4 and uses the new \$8 Grizzly Bear definitive stamp along with a 52¢ Madonna and Child Christmas stamp and a 3¢ black Crowberry edible berry definitive stamp. I really do like the Grizzly Bear stamp and was not surprised to see that in a recent poll this stamp has become Canada's favorite stamp replacing the perennial favorite the "Bluenose".



Figure 4

My all time favorite wrapper is shown in figure 5 and not only has an \$8 Grizzly Bear stamp but a pair of \$2 Polar Bear stamps, a single \$2 Polar Bear with selvedge attached, a \$1 Loon and the rest of the rate made up with a 45¢ Christmas commemorative and a 10¢ edible berry definitive stamps. All these stamps are affixed to a post office supplied box. In my album I have kept the customs declaration on the back of the page just to prove the postage rate.



Figure 5

I think these wrappers are really neat and are most collectible, especially when mailed in period.

With the significantly higher postage rates in Canada these days it should not be too tough to find correct use of Canada's high value stamps. I think your collection will be the better for including some.