



In This Issue

White Queen Award 17
 ESG Contributions 17
 BNAPEX 2006 17
 Long Distance Visitor 17
 Canada Post News 18
 Study Group Business 19
 John S. Siverts Award 19
 2006 Stamp Program 20
 BNAPS 2006 ESG Meeting 21
 Market Place 21
 51¢/89¢/\$1.05/\$1.49 Flower Coils 22
 Traditional Trades Issue 24
 International Reply Coupon . . . 25
 5¢ Traditional Trades Guideline . 25
 Scott Booklet Pane Numbering . 26
 Endangered Species FDC. 27
 \$1.49 Himalayan Blue Poppy . . . 27
 Atlas of Canada Centenary. 27
 WASHINGTON 2006 28
 Unlisted Imperforate 29

Featured Exhibit

Caricature Definitives 30

Copies mailed: 133

White Queen Award

Our latest winner of the White Queen Award is ESG member Bob Elias for his exhibit *Paper Texture of Canadian Early Elizabethan High Value Definitives* which was shown at BNAPEX 2006 in Sudbury.



This is the second time Bob has won the award, which is given to recognize and encourage exhibitors who have worked hard for excellence of presentation of Canadian Elizabethan II material.

Congratulations Bob.

ESG Contributions

Special thanks to those members who included a contribution or postage donation as part of their recent annual dues renewal. These are always welcome. This list is as of September 30th.

Contributions:

- Andre Bisailon (C\$10)
- Tom Jepsen (C\$10)
- James Love (C\$100)
- Robert Olds (US\$8)
- Samuel Rock (US\$5)

Postage donations:

- Richard Beecher (C\$5.03)
- Max Szweras (C\$14.65)



1¢ Macdonald
John Hillmer Collection (see page 30)

BNAPEX 2006

By all accounts, all of those who attended BNAPEX 2006 in Sudbury, Ontario from September 1 to 3 had a fabulous time. I understand that non-BNAPS visitor attendance was down a bit from other shows, but that just made it more enjoyable for those who did attend.

We must all thank Chairman Harry Machum for putting on such a great show.

Our Study Group had a meeting at BNAPEX. Details are available on page 21.

Long distance visitor

While out working “the land” in mid September, I had a surprise visitor. ESG member Adri Veenstra of the Netherlands, who had attended the BNAPEX show in Sudbury, was travelling across Canada by car to the ROYAL show in Calgary.

Instead of taking Highway 1 (Canada’s cross-country national highway), Adri detoured north and took Highway 44. He stopped at the Seddons Corner post office (as noted in the Editor’s Change of Address on page 81 of the May–June 2006 *Corgi Times*) and asked for directions to my house (about 4 minutes away).

Lo and behold, he found us! We had a great three hour visit including taking time on the homegrown driving range. Oh yes, we also talked stamps.

Who are We?

We are the Elizabethan II Study Group under the auspices of the British North America Philatelic Society (BNAPS) — The Society for Canadian Philately.

Our journal, the *Corgi Times* is published 6 times a year.

With the exception of the 1967–73 Centennial Definitives, we study all aspects of Canadian philately during the Elizabethan era.

BNAPS

Website: www.bnaps.org

Membership information:

Peter Jacobi, Secretary
#6 - 2168 -150 A St.
Surrey, BC V4A 9W4
Canada
E-mail: pjacobi@shaw.ca

Elizabethan II Study Group

Chairman

Harry C. Machum
Box 123
Little Current, ON P0P 1K0
Canada

Treasurer

Ronald Rush
30 Forest Hill Cres
Fonthill, ON L0S 1E1
Canada

Corgi Times Index Robert McGuinness

Market Report vacant

Paper Trails Rick Penko

Auction joint with Centennial group

Website:

www.adminware.ca/esg

Annual Dues

US and Canadian addresses is US\$11.00.
Canadian addresses option of C\$15.00.
All others US\$16.00.

Please make cheques payable to “The Elizabethan II Study Group” and send to Robin Harris, Editor at the address listed to the right.

Articles with no by-line are written or compiled by the Editor. All articles are ©2006 by the author and/or the Elizabethan Study Group.

Canada Post News

Do we like more stamps being issued by Canada? Sure we do! Every new issue is a part of the Elizabethan era — right up our alley. Here is what Canada Post is up to these days...

PERMANENT™ Stamps

November 16, 2006 will see the release of PERMANENT™ stamps by Canada Post. These stamps contain a letter P within a red Maple Leaf logo which signifies that they are accepted at the current basic domestic letter rate ... forever.

Seven different “P” designs will be available:

- Queen Elizabeth II (booklet of 10)
- Spotted Coralroot wildflower (coil of 100)
- 5 different Flag over... designs (booklet of 10 and 30)



When is 51¢ = 52¢?

In another surprise announcement, Canada Post noted that any current 51¢ stamp will continue to be valid for the *full* prevailing rate of 52¢ when the rate changes on January 15, 2007, without the need to add an additional penny. This is being done to save money on the printing and distribution of additional 1¢ stamps.

Corgi Times

Editor:

Robin Harris
PO Box 104
Seddons Corner, MB R0E 1X0
Canada

E-mail: corgi@adminware.ca
Phone: (204) 268-9395

Back Issues:

Sample or single issues C\$3.50, US\$3.00 each.

(Six issues per volume) Vol I through V C\$17/vol,
US\$13/vol; Vol VI C\$21, US\$16; Vol VII C\$18.50,
US\$14; Vol VIII to XIII C\$20/vol, US\$15/vol

Corgi Times is produced with Adobe InDesign CS® for Windows. Manuscripts should be submitted to the Editor at the address above. Electronic format is preferred but not required. Scanned illustrations (300dpi, colour, actual size, JPEG or TIFF, black background), if available, should be sent as separate files from text files

Study Group Business

New members

(none)

E-mail changes/additions

George Dresser (g-dresser@cox.net)

Scott Traquair (straq@sympatico.ca)

Planning Calendar

This is a listing of major exhibitions and bourses with a large content of both Canadian Exhibits and Canadian dealers. Minimum listing criteria: two day event; 1000 page exhibition; 18 dealer bourse with 50% offering Canadian material.

The goal is to list events far in advance to encourage either exhibiting or attendance and preferably both.

2007

Aug 31–Sep 2: **BNAPEX 2007**: Calgary, AB

Oct 12–14: **Royal 2007**: Toronto, ON


2008

BNAPEX 2008: Halifax, NS

John S. Siverts Award

The John S. Siverts Award is given annually to the best BNAPS Study Group newsletter published during the previous year. This year's award, announced at the BNAPEX 2006 held in Sudbury from September 1 to 3 is our own *Corgi Times* newsletter.

This is the fifth time that the *Corgi Times* has won this award since its inception in 1989. Our first editor, John Arn, won it in 1994, 1995 and 2000. Your current editor, Robin Harris, first won this award way back in 2002 and now this one. Illustrated to the right is the award that was presented.



New Postal Rates Book

Expected delivery in January 2007.


Andrew Chung informs us that *The Postal Rates and Fees of The Elizabethan Era From Canada 1952–2005, Volume Two*, is nearing the end. It has been delayed but should be ready for printing by the end of December (with delivery in January?).

We have been advertising the first volume (Domestic Rates) here in the *Corgi Times* for the past year or so. This is the companion volume, featuring International Rates. There will be about 250 pages divided into three sections: Canadian Forces mail, United States of America, and International (non-USA).

You can order your copy(ies) by sending your cheque, payable to “Elizabethan II Study Group” to: Robin Harris, PO Box 104, Seddons Corner, MB R0E 1X0 Canada. Pricing for ESG members is C\$34.95; non-members is C\$49.95.

Please add postage/packaging: within Canada \$10; to USA \$13; International \$16.50 (surface).

For those have already ordered (and thanks to the many that included an order with their recent dues renewal), your copies will be delivered as soon as the book is off the press. Thanks for your patience.



Cover design not yet finalized — this is a mock up illustration

Canada Post 2006 Stamp Program

Issue dates are subject to change by Canada Post. Shaded entries are changed/new from the last time we presented this list.

Issued	Description	Scott#
Jan 6	Year of the Dog <ul style="list-style-type: none"> • 51¢ single • \$1.49 souvenir sheet • two Prepaid postal cards — one for each postage stamp design 	2140 2141
Jan 12	51¢ Queen Elizabeth II, 80th birthday (booklet of 10)	2142
Feb 3	51¢ Winter Olympics: Speed Skating and Skeleton	2143–44
Mar 8	51¢ Gardens (4 designs in booklet of 8)	2145a–d
Apr 3	51¢ Birthdays (booklet of 6)	2146
Apr 7	Art Canada (Dorothy Knowles) <ul style="list-style-type: none"> • 51¢ single (pane of 16) • \$1.40 souvenir sheet (51¢ and 89¢ stamps) 	[different perforation from single in souvenir sheet] 2147 2148
Apr 20	51¢ Canadian Labour Congress	2149
Apr 21	\$1.49 Queen Elizabeth II, 80th birthday (souvenir sheet of 2)	2150
Apr 26	51¢ McClelland & Stewart, 100th anniversary (booklet of 8)	2151
May 11	89¢ Canadian Museum of Civilization, 150th anniversary (booklet of 8)	2152
May 26	51¢ Canadians in Hollywood (4 designs: Fay Wray, Mary Pickford, Lorne Greene, John Candy) <ul style="list-style-type: none"> • booklet of 8 • souvenir sheet of 4 • four Prepaid postcards — one for each postage stamp design 	2154a–d 2153
May 28	51¢ Champlain explores the Atlantic Coast (joint issue with USA) <ul style="list-style-type: none"> • pane of 16 • souvenir sheet of 2 + 2 USA * 39¢ 	2155 2156
Jun 15	51¢ Vancouver Aquarium, 50th anniversary (booklet of 10)	2157
Jun 28	51¢ Canadian Forces Snowbirds (2 stamps) <ul style="list-style-type: none"> • pane of 16 • souvenir sheet of 2 • uncut press sheet • two Prepaid postal cards — one for each postage stamp design 	2158–59 2159b
Jun 30	51¢ Atlas of Canada, 100th anniversary	2160
Jul 6	51¢ World Lacrosse Championship (booklet of 10)	2161
Jul 19	51¢ Mountaineering, booklet of 8	2162
Jul 31	51¢ Flag over ... (5 designs in booklet of 10): reprint by Lowe-Martin	
Aug 3	51¢ Duck Decoys <ul style="list-style-type: none"> • pane of 16 • souvenir sheet of 4 • four Prepaid postcards — one for each postage stamp design 	2163–66 2166b
Aug 16	51¢ Society of Graphic Designers of Canada, 50th anniversary	2167
Aug 23	51¢ Wine and Cheese (4 stamps) (booklet of 8)	
Sep 26	51¢ MacDonald College: 100th anniversary (booklet of 8)	
Sep 29	51¢ Endangered Species (4 stamps: Swift Fox, Blue Racer Snake, Tiger Salamander, Newfoundland Marten) <ul style="list-style-type: none"> • pane of 8 (self-adhesive) • souvenir sheet of 4 (water-activated gum) 	
Oct 17	51¢ Opera (5 designs: pane of 10)	
Nov 1	Christmas <ul style="list-style-type: none"> • 51¢ Madonna (booklet of 12) • 51¢ Christmas Cards (booklet of 12) • 89¢ Christmas Cards (booklet of 6) • \$1.49 Christmas Cards (booklet of 6) 	
Nov 16	Permanent™ Stamps (accepted at the current basic domestic letter rate, forever) <ul style="list-style-type: none"> • (51¢) Spotted Coralroot wildflower (coil of 100) • (51¢) Queen Elizabeth II (booklet of 10) • (51¢) Flag over ...: five designs (booklet of 10 and 30) 	
Dec 19	Rate-change definitives	

BNAPS 2006 (Sep 1-3) – ESG Meeting

by: John Arn

Present at the Study Group meeting:

Chaired by Harry Machum

John Arn
Bob Elias
Adri Veenstra (both first and last names are a guess)
Robert Haslewood
Jean-Pierre Mayer
Earle L. Covert
John M. Hillmer
Robert Lemire (Study Group Reporter)
Ron Rush
Andrew Chung

The first order of business was the announcement that the BNAPS Board had agreed to include the Elizabethan Study Group *White Queen* award in the group of special awards offered at the show. Additionally, the stock of White Queens will be maintained by BNAPS (Jon Johnson) and will be available to any show following the criteria established by the Elizabethan Study Group.

Harry announced that Bill McCann was in the hospital which explained why Bill was not at his show table and also that a new edition of his *Standard Catalogue of Booklet Stamps* was quite close to being released.

A number of those present took part in a show and tell program:

- Andrew Chung reported that volume 2 of the *Elizabethan Period Postal Rates (International Rates)* was very close to completion. No actual date was indicated as certain information is being supplied by Canada Post and fixed dates for this data are not

established. Andrew displayed the new International Reply Coupon and discussed three First Day Covers with production errors.

- John Arn pointed out that his Cameo exhibit displayed the 5¢ Cameo in both normal production and with Analine ink, indicating a solid variety. Given an article in *Canadian Stamp News* this page was revised indicating that Analine ink was never used by the printers. Also shown was a cover John borrowed from Hank Narbonne showing two 5¢ Cameos in Analine ink with the added comment that many others exist that had never been housed in plastic mounts. Ensuing discussion was not conclusive but seemed to support that there are valid analine printings.
- Leopold Beaudet gave a brief 'tell' on a possible new Canadian bogus stamp, the \$1.40 green Maple Leaf in booklet format. More details are expected.

Study Group meetings were each limited to one hour.

John also reports the following exhibit item:

BNAPS, in the initial awarding of the White Queen, awarded a single pin to the best Elizabethan exhibit in the show. That went to Robert Elias for his one frame exhibit on *Paper Texture of Canadian Early Elizabethan High Value Definitives*. The exhibit received a Vermeil.

Other Elizabethan exhibits in the show:

Jeffrey S. Arndt 1 frame "The Canadian Five Cent Blue Wilding Queen" - Silver

Peter McCarthy 3 frames "Flying wit Pride" - Silver Bronze (Canadian Flag on Canadian Stamps)

Elizabethan II Market Place

Classified listings in the Market Place are \$1.00 for 25 words. Additional words are 5¢ each. Camera ready display ads (preferably 300dpi, black and white tiff scans) pertaining primarily to the Elizabethan era will be accepted at the following rates: 1/8 page \$5.00; 1/4 page \$8.00; 1/2 page \$15.00 and a full page at \$30.00. 25% discount for four consecutive insertions of the same ad.

Full payment must accompany ad. Payment in Canadian funds to: Elizabethan II Study Group. Mail to Editor: Robin Harris, PO Box 104, Seddons Corner, MB R0E 1X0, Canada.



The advertisement features a collection of philatelic items: a 4x4 grid of 71-cent Canadian postage stamps, a 'Zatka Philately' logo, a 45-cent stamp with a figure, a 5-cent Canadian postage stamp, a booklet titled 'Ask about DOMESTOGRAMMES!' with a grid of 1-cent stamps, and a 6-cent Canadian postage stamp. Below the items are the logos for the Elizabethan II Study Group and BNAPS. The text reads: 'Specialized Elizabethan Canada / Booklets / New Issue Service / Want Lists Welcome'. Contact information includes 'mjzatka@shaw.ca' and 'P.O. Box 1181, Calgary, AB, T2P 2K9'.

51¢/89¢/\$1.05/\$1.49 Flower Coils

In the last couple of issues of the *Corgi Times* (March–April 2006, page 71 and May–June 2006, page 85) we provided a chart that summarized the various paper and roll cutting varieties that have appeared on the current Flower definitives.


This particular group of four stamps now have a few different types of varieties:

- paper change
- position of inscription within gutter relative to adjacent stamps
- start/end of roll separations
- die cutting (three major types)

Other types of less constant-type varieties include shades and inscription doubling. A major colour error has been reported on the 51¢ value.

Paper manufacturer

The paper is either TRC (Coated) with a C in the inscription or Fasson with an F in the inscription. The initial release of these stamps, on December 19, 2005, had three values printed on C paper (51¢, 89¢, and \$1.49) while the \$1.05 value was first printed on F paper. The 51¢ appeared on different (F) paper four months later (April 2006); the 89¢ appeared on C paper in June 2006. The \$1.05 and \$1.49 values have yet to appear on different paper. With a rate change imminent it is not likely that these will be reprinted with a paper change (but who knows!).

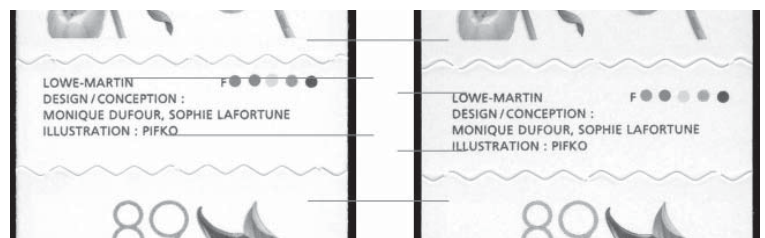


Left: C paper; Right: F paper

Position of inscription

The plate (rather, the cylinder) inscription appears in an 8mm gutter every 10 stamps along the roll. It includes the name of the printer, designer, and illustrator, paper type, and colour dots.

The initial printings of all four values had this inscription positioned “high” in the gutter. Even a small vertical shift in the die cutting would result in the inscription being encroached upon. In February 2006, the 89¢ and \$1.05 values appeared with the inscription positioned lower (actually, centered within the gutter). The 51¢ value appeared with the centered inscription in May 2006. The \$1.49 value with the centered inscription appeared in July 2006.

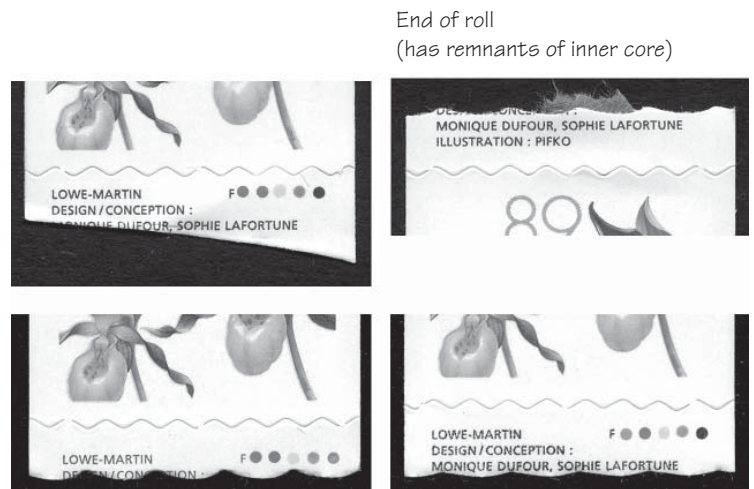


Left: high inscription; Right: centered inscription

Start/End roll separations

The backing paper which the stamps are placed on is either “straight cut” (such as with scissors) or has a wavy die cut at the start and end of the roll. The 51¢ value has only been seen with the wavy die cut; all of the other values exist with either type. The Unitrade catalogue only lists the “wavy die cut” variety as it is very easy to create a “straight cut” variety by simply cutting a gutter with a pair of scissors.

As illustrated at right, two different types of wavy die cutting have been found (one shallower than the other).



Die Cutting

Three different major die cutting “perforations” have appeared on some of these four stamps (all are approximate or average measurements):

- serpentine die cut 8 horizontally (initial printings) — 9 ‘peaks’ per stamp
- 7 horizontally (only available as single stamps from Quarterly packs) — 8 ‘peaks’ per stamp
- 8½–9 horizontally (51¢ and 89¢ values) — 9½ to 10 ‘peaks’ per stamp (boxes must be dated after July 1st; only seen in Eastern Canada to date)

We say “approximately” because the serpentine die cutting is not consistent across the full printing press. In fact, even across a single stamp the peaks and valleys will vary both in depth and width. It is as if a piece of metal were made into an accordion and then stretched by hand with no apparent effort to precision.

It is even possible to get a different “perf” for the top of a stamp compared to the bottom of the same stamp. There are literally dozens of different combinations of measurements available on each of the three major die cutting values! In theory it is quite possible that all 100 positions (10 stamps between each gutter times 10 rolls across the printing press) for each die cut “perf” can be plated (giving us 300 different stamps, but that is for another day).

Coil Boxes

The coils, as with previous rolls printed by Lowe-Martin, are packaged in boxes of 10 rolls each. The light brown boxes have a white label affixed to one end that contains various pieces of information (illustrated below) including the quantity of rolls in the box, Canada Post product number, date of printing (not found on some of the earlier boxes), a barcode of some type, and another product number (perhaps Lowe-Martin’s?). The dates on the boxes are constantly changing, which aids the collector in determining when certain varieties began to appear.



Top: die cut ± 8
Middle: die cut ± 7
Bottom: die cut ± 8½



51¢ label

89¢ label

\$1.49 label

\$1.05 label

The chart below summarizes the various stamps and gutters that have been seen to date:

Backing paper at start/end of roll:	Die cut 8				Die cut 7 (singles only from Quarterly Pack)	Die cut 8½–9	
	C paper		F paper			C paper	F paper
	cut	wavy die cut	cut	wavy die cut			
51¢ Bergamot Blossoms		Dec 19/05† [H] May /06* [C]		Apr /06* [C]	Apr /06	Jul /06* [C]	
89¢ Yellow Lady’s Slipper		Jun /06* [H] Jun /06* [C]	Dec 19/05 [H]	Feb /06* [C]	Apr /06		Sep /06* [C]
\$1.05 Pink Fairy Slipper	Dec 19/05 [H]	Feb /06* [C] Mar /06* [H]			Apr /06		
\$1.49 Himalayan Blue Poppy	Dec 19/05 [H]	Jul /06* [C]			Apr /06		

[H] — inscription is positioned “high” in gutter
[C] — inscription is “centred” in gutter

* end of roll is glued to the inner cardboard tube
† exists with and without gluing to inner cardboard tube

Traditional Trades Definitive Issue (Low-Value)

by: Bill Robertson

ESG member Bill Robertson has been studying these (and other recent definitives) in quite some detail. Here are his findings on the current low-value Traditional Trades definitives.

Ashton Potter Ltd.

Unitrade	Date	Value	Description
1673	Apr 29/99	1 cent	
1674	Apr 29/99	2 cent	
1675	Apr 29/99	3 cent	
1676	Apr 29/99	4 cent	many shades, different fluorescent shade in paper
1677	Apr 29/99	5 cent	
1678	Apr 29/99	9 cent	
1679	Apr 29/99	10 cent	
1680	Apr 29/99	25 cent	

AP printings:

- Smaller perf holes and brighter fluorescent ink than CBN

CBN printings:

- Larger perf holes than AP, non fluorescent ink; paper is duller fluorescent.

Canadian Bank Note Co. Ltd 2000–2001 Perforated Selvedge, Beige Gum

Unitrade	Date	Value	Description
1673i	Dec 20/00	1 cent	Dull paper
		1 cent	Low fluorescent paper
1674i	Dec 1/01	2 cent	
1677i	Feb/01	5 cent	Dull paper
		5 cent	Low fluorescent paper
		5 cent	"black bat" flaw, right margin (pos 5 (R1/C5))
1679i	Mar/01	10 cent	
1680i	Nov/01	25 cent	

Canadian Bank Note Co. Ltd 2001–2005 Non-Perforated Bar coded Selvedge, Beige Gum

Unitrade	Date	Value	Description
	Jan 05	1 cent	Dark brown background, beige pages, fluorescent ink*
		1 cent	Black background, white pages, fluorescent silver colour
		2 cent	minor shading
	Oct 05	4 cent	
		5 cent	
	Jan 05	10 cent	Plate insc. 4.6mm from left stamp; 4.2mm from right stamp
	Jan 06	10 cent	Plate insc. 3.0mm from left stamp; 5.8mm from right stamp
		10 cent	as above, orange fluorescent ink*
1680	Dec 15/01	25 cent	inverted bar code
1680iii	2002	25 cent	Broken 2, pos. 45
	2002	25 cent	Perf guide dots at top edge of pane
	2002	25 cent	Orange fluorescent ink*

Canadian Bank Note Co. Ltd 2001–2005 Non-Perforated Bar coded Selvedge, Light Green Gum

Unitrade	Date	Value	Description
	Nov 15/01	1 cent	"1" and white book leaves are fluorescent ink
		1 cent	"1" is non-fluorescent ink, hands and book leaves are fluorescent ink
	Nov 15/01	5 cent	"5" is fluorescent ink
		5 cent	Oval perf holes
	Nov 15/01	10 cent	"10" is not fluorescent ink
		10 cent	Fluorescent ink
		10 cent	White knuckle flaw on right hand, pos. 2nd row
	Dec/04	25 cent	Upright bar code
	2005	25 cent	Washed out 25, pos R1/C7–8
	Jan 05	25 cent	Bright yellow shade
	Jan 05	25 cent	Colour drift across pane from orange on left, to yellow on right



International Reply Coupon

A new International Reply Coupon (IRC) was released this summer. The Canadian version is illustrated at the right.

The most significant addition to the new IRC is the inclusion of a 15x10mm hologram on the front side. A UPC barcode on the front and a lengthy barcode on the reverse side continue with this version (they were introduced with the previous design back in 2001).

The dates on the reverse side indicate that this IRC was released June 26, 2006 and expires on December 31, 2009. The previous version ran from November 19, 2001 and is set to expire December 31, 2006.

As we reported in the March-April 2006 *Corgi Times* (page 75), the previous IRC had two main versions: one that was effective Nov 19/01 and another effective from Mar 15/04. All of these types had a two-letter code found at the end of the start/end dates on the reverse side that began with the letter A. Nearly every two-letter combination has been reported. The 2006 IRC version has two-letter combinations that begin with the letter H.




IRC with hologram on front side.

5¢ Weaving Guideline

Andrew Chung has reported the appearance of a small red "guideline" located at the bottom of the pane, just under the UPC barcode, on some panes of the 5¢ Weaving stamp in the Traditional Trades definitives. This was discovered in late September.


Another small red guideline has been reported in the top corner of other 5¢ panes. We will illustrate this when a scan becomes available.



Scott Booklet Pane Numbering

The 2007 *Unitrade Specialized Catalogue of Canadian Stamps* was released the first week of October. One of the questions I am asked — actually, it isn't a question so much as a "you made a mistake in the listing" — has to do with the numbering of self-adhesive booklet panes.

In a nutshell, the Scott number that is assigned to a *self-adhesive* 'booklet pane' may *not* encompass the entire booklet. I alluded to this in the January–February 2005 *Corgi Times* (page 64). Here is an updated chart, starting with booklets issued in 2004, that will help illustrate this "problem". Remember, these are numbers that are assigned by Scott Publishing that Unitrade must use "as is". Is there a pattern that emerges? In the chart, a dagger indicates that the booklet is sold "flat" but has rouletting to allow the patron the option to fold the pane.



Date	Issue	Full booklet size	Booklet is folded?	Sc#	Size of pane assigned Sc#
2004					
Jan 24	49¢ NHL All-stars	6		2018	full booklet
Jan 29	49¢ Carnival	6†		2019a	full booklet
Apr 2	49¢ St. Joseph's	6†		2020a	full booklet
Jun 1	49¢ Jazz	6†		2021a	full booklet
Jun 18	49¢ Traversee	6†		2022a	full booklet
Jul 19	49¢ CNE	6†		2023a	full booklet
Mar 26	49¢ Army Cadets	8	Yes	2025a	half bklt of 4
Apr 19	49¢ Hardware	10		2032a	full booklet
May 6	49¢ Hospital	8	Yes	2035a	half bklt of 4
May 14	80¢ Audubon	6†		2040a	full booklet
Sep 15	49¢ Heart	8	Yes	2056a	half bklt of 4
Oct 1	49¢ Pet	8	Yes	2060a	half bklt of 4
Nov 2	49¢ Christmas	12	Yes	2069a	half bklt of 6
Nov 2	80¢ Christmas	6		2070a	full booklet
Nov 2	\$1.40 Christmas	6		2071a	full booklet
Dec 20	50¢ QE II	10†		2075a	full booklet
Dec 20	50¢ Flag over...	10†		2080a	full booklet
Dec 20	89¢ Lily	6		2081a	full booklet
Dec 20	\$1.45 Blue Iris	6		2082a	full booklet
2005					
Jan 29	50¢ NHL All-stars	6		2085	full booklet
Feb 4	50¢ Fishing Flies	8	Yes	2088	half bklt of 4
Feb 14	50¢ Nova Scotia	8	Yes	2089a	half bklt of 4
Mar 10	50¢ Daffodils	10	Yes	2093a	full booklet
Mar 18	50¢ TD Bank	10		2094a	full booklet
Mar 23	85¢ Cormorant	6		2099a	full booklet
May 6	50¢ Museum	8	Yes	2108a	half bklt of 4
Oct 1	50¢ Youth Sports	8	Yes	2121	full booklet
Nov 2	50¢ Snowman	12	Yes	2124a	half bklt of 6
Nov 2	50¢ Christmas	12	Yes	2125a	half bklt of 6
Nov 2	85¢ Christmas	6		2126a	full booklet
Nov 2	\$1.45 Christmas	6		2127a	full booklet
Dec 19	89¢ Slipper	6		2132a	
Dec 19	\$1.05 Slipper	6		2133a	
Dec 19	\$1.49 Poppy	6		2134a	
Dec 19	51¢ Flag over...	10†		2139a	

Date	Issue	Full booklet size	Booklet is folded?	Sc#	Size of pane assigned Sc#
2006					
Jan 12	51¢ QE II	10	Yes	2142a	full booklet
Mar 8	51¢ Gardens	8	Yes	2145	full booklet
Apr 3	51¢ Birthday	6		2146a	full booklet
Apr 26	51¢ McClelland	8	Yes	2151a	half bklt of 4
May 11	89¢ Museum	8	Yes	2152a	half bklt of 4
May 26	51¢ Hollywood	8	Yes	2154	half bklt of 4
Jun 15	51¢ Aquarium	10	Yes	2157a	half bklt of 5
Jul 6	51¢ Lacrosse	8		2161a	full booklet
Jul 19	51¢ Mountain	8	Yes	2162a	full booklet
Aug 23	51¢ Wine/Cheese	8	Yes	2171a	full booklet
Sep 26	51¢ Macdonald	8	Yes	2172a	half bklt of 4
Nov 1	51¢ Madonna	12	Yes	?	
Nov 1	51¢ Christmas	12	Yes	?	
Nov 1	89¢ Christmas	6		?	full booklet
Nov 1	\$1.49	6		?	full booklet
Nov 16	(P) QEII	10†		?	full booklet
Nov 16	(P) Flag over...	10†		?	full booklet
Nov 16	(P) Flag over...	30	Yes	?	

It turns out there are a couple of inconsistencies — those entries that show *full booklet* in italics print have two "panes" of stamps folded together with a rouletted separation. In most cases, if a booklet has a rouletted fold, Scott has assigned its number to a partial booklet.



Above: booklet pane of 8: Sc. 2145



Right: booklet pane of 8: Sc. 2151a for pane of 4

Endangered Species FDC

In conjunction with ROYAL 2006, Canada Post released a set of four self-adhesive stamps on September 29, 2006 featuring Endangered Species (it was announced at the show that this is the first of a three-year series featuring land, water, and air animals).

The block of 4 stamps on the First Day Cover are not die cut between the stamps — only a very faint scoreline is barely visible.

It will be interesting to see how these stamps look when they are packaged in the fourth quarter Quarterly Pack and annual collection.

This is not the first time that a multi-stamp self-adhesive issue has been affixed to First Day Covers as an inseparable unit. The 2004 “Pets” stamps were another commemorative issue that was not cut all of the way through.




Endangered Species FDC (Sep 29, 2006)

\$1.49 Himalayan Blue Poppy

ESG member Mirko Zatka passed along an interesting tagging error on the \$1.49 Himalayan Blue Poppy booklet pane of 6 (Sc 2134a). This error occurs on the booklet that has the “C over S” type of inscription.

As seen in the illustration to the right, only the three stamps in the right-hand column of the booklet pane are tagged. Thus, if the general public has purchased some of these panes for general usage, it is quite likely that used examples of single stamps exist that are untagged.



Atlas of Canada Centenary

ESG member David Oldfield has passed along an e-mail and scan of the 51¢ Atlas of Canada Centenary stamp (Sc 2160) that may contain a constant plate flaw. Albeit small, there is a red dot above the second “a” of “Canada”. Any other members have a copy that matches this? If so, do you know on which stamp on the pane it falls?

As illustrated, this particular issue had a unique pane arrangement — something that is becoming more common in recent years.



Is this red dot constant?



WASHINGTON 2006 -May 26 and June 3, 2006

by: Joseph Monteiro

1002-89 Vaudreuil Rue, Hull, Québec, Canada J8X 4E8

Introduction

WASHINGTON 2006, the World Philatelic Exhibition, was held for the tenth time in the United States of America. It was the mega-philatelic event of the decade and a memorable event. Since the first World Philatelic Exhibition in New York in 1913, United States has consistently hosted a world Class I philatelic exhibition every decade. Gary Lyon of Eastern Auctions Ltd in his Newsletter states "It was a great success and appeared to be busier than Chicago '92 and San Francisco '97 shows. ... The strength of the stamp market was very evident with many nice stamps and covers being bought and sold. ... We are already looking forward to the next international."

WASHINGTON 2006

There were 849 entries. These entries consisted of 623 philatelic exhibits and 226 literature exhibits. As a result, the Convention Centre in Washington had plenty of stamps and books on display to keep ardent philatelists busy for a week.

THE WASHINGTON 2006 PHILATELIC LITERATURE EXHIBITION RESULTS

The literature competitors or entries in various classes were from all over the globe. The various classes of entry consisted of: Class 10A - Philatelic Literature, philatelic pamphlets books and studies; 10B - Philatelic Literature, philatelic journals, periodicals; 10C- Philatelic Literature, philatelic catalogues; and 10D - Philatelic Literature, electronic media. The entries covered a wide range of topics.

The results of the tenth World Philatelic Literature Exhibition in Washington and their awards are shown in the Table hereafter.

Table 1- WASHINGTON 2006 Literature Awards

AWARDS	Class A	Class B	Class C	Class D	TOTAL	Percent
Large Gold	1				1	.0044
Gold	10	-	2	-	12	5.3
Large Vermeil	25	3	9	1	38	16.8
Vermeil	23	9	7	0	39	17.25
Large Silver	15	6	5	3	29	12.8
Silver	29	14	9	0	52	23.0
Silver Bronze	18	16	7	4	45	19.9
Bronze	5	4	0	1	10	4.42
TOTAL	126	52	39	9	226	100

Joseph Monteiro

The awards in the top category (assuming it to be large gold and gold) were 13 amounting to 5.3044 percent. In other words, not very encouraging for philatelic literature enthusiasts. This indicates that winning gold is quite difficult. It not only depends on the quality of research involved but also on how the exhibit appears (i.e., is it printed or photocopied, is it in colour or black and white, is it produced on high quality paper, is it hard cover or soft cover, and is it published, etc.). Therefore, those contestants who aspire to go to the top should keep these factors in mind.

Who were the big winners? The big philatelic winners were: EDFIL (Spain) three golds and five others; and Vaccari SRL (Italy) one gold and five others.

How did the Canadian entries fair? There was only one Canadian entry that won a gold medal in literature, it was the *Nile Post Handbook & Catalogue of Egyptian Stamps* in the Class 10c. In exhibiting, Ron Brigham won a large gold for his Exhibit - *The Dominion of Canada: The Small Queen 1870-1897*. The other two gold medals were awarded for: *Stampless and Classic Period Covers to & From the Ionian Islands 1501-1900*; and *Barbados 1686 to 1882*. The first was in the Traditional Philately Class and the other two were in the Thematic Philately Class.

Concluding Remarks

In sum, if you plan to enter Class I world literature exhibitions be a bit more conservative in your expectations. You will not fare as well as you did at national exhibitions. Try and enter as many national exhibitions as possible and take corrective action, if possible, based on the Jury's comments. You have a lot better chance of getting a higher award if your books are printed and published.

If you missed this mega-event and can plan ten years ahead of time, the next world exhibition in the United States will be in New York in 2016. Hopefully, this event has sparked interest in holding a world exhibition in Canada. The last such event in Canada was in 1996, ten years ago. I am sure you all remember CAPEX 96 in Toronto.

Unlisted Imperforate Offered for Sale by R. Maresh & Son

by: Joseph Monteiro

1002-89 Vaudreuil Rue, Hull, Québec, Canada J8X 4E8

Introduction

One often learns about major errors long after the stamps are officially released by Canada Post, in some cases decades. One recent example of this is the 30-cents Christmas stamp issued in 1978.

1978 Christmas Issue

To commemorate the 1978 Christmas, Canada Post issued a set of three stamps depicting three early Renaissance paintings from the collection of the Canada National Gallery. Each of the paintings on the three stamps depict the Virgin and the Child by artists in the 14th and 15th century. The painting on the 12-cents stamp is by an anonymous painter of the 15th century, the painting on the 14-cents stamp is by Hans Memling and the painting on the 30-cents stamp is by Jacoby di Cinone. The stamps were designed by Jean Morin and were printed by Ashton-Potter Limited, Toronto on one sided coated paper using colour lithography in a format of fifty stamps per pane. PVA was used as the adhesive. The stamps are perforated using a 12.5 perforation gauge and are general tagged on two sides (vertical). Marginal inscriptions, with perforations running through them, on the right and left sides of the pane at the top and bottom read:



“ASHTON-POTTER LIMITED TORONTO
Design : Jean Morin : Design”

It is hard not to be touched by the details of the Renaissance design of this 30-cents stamp. It depicts a design common to many paintings of the orthodox church in Russia and reflects many painstaking hours of work by the painter in an attempt to capture his vision of the Virgin and the Child.

Description of the Major Error

It is not known where this fully imperforate error was found. On June 28, 2006, it was offered for sale by R. Maresch & Son. It was described in his auction catalogue in lot 1344 as follows:

“775var: 1978 CHRISTMAS, Imperforate pair, scare (unlisted U.C.S.), n.h. very fine Est. 350+”

The photo of the stamp shown in the auction catalogue indicates that the horizontal pair of stamps was completely imperforate on all four sides. It is not known where this error was found or how it occurred. But given that 50 stamps were printed per pane and four panes were printed per sheet, the number of errors could be anywhere from 1 to 200. If only one pane is known to be in collectors hands 25 imperforate pairs could exist. Only time will reveal how many exist.

Concluding Remarks

Why do many major errors surface for the first time many years after the stamps are officially released? It is difficult to speculate. Was it in the possession of some employee of the company and released when the employee retired or the company ceased to exist? Was it meant to be destroyed by the company but was not? Was it printer's waste that found its way into the hands of some collector? The truth often is seldom known. Perhaps those who had it in their possession were scared that if the error was made known soon after the release of the stamps, the errors would be traced to them. In such cases, the security printers would get a bad name. Occasionally, however, such errors enter the philatelic market through normal philatelic channels but the finder is afraid of making known his find. This fear is not uncommon. Recently, the Post Office in New Zealand distributed a few stamps that were never supposed to be released and tried to recall them by asking the persons to whom they were sent to return the errors.

Bibliography

1. Auction Sale, R. Maresch & Son, Sale 413-416, June 27-June 29, 2006, p. 42 and p. 101

Caricature Definitives

from the John Hillmer Collection

Special thanks to ESG member John Hillmer for passing along full-page scans of his award winning Caricature and Landscape definitives (two exhibits comprised of some 288 pages in total!). We offer here a sampling of his items.

We start with the 1¢ John A. Macdonald design (Scott 586), issued October 17, 1973.



MATCHED SET CORNER BLOCKS MISPERFORATION OF “H” COMB SHEET SHIFTED DIAGONALLY RESULTING IN THE LOWER RIGHT BLOCK BEING MUCH MORE “OFF CENTER” THAN THE UPPER LEFT BLOCK. THE BOTTOM STAMPS ARE IMPERFORATED AT THE BOTTOM.

SHEET OF 100
TRIPLE PERFORATION HORIZONTAL & VERTICAL
BOTTOM ROW



TWO FACE POLITICIAN
 FOLDOVER AND OFFSET
 ONLY KNOWN ONE



PRINTED ON GUM SIDE
 ONLY 100 KNOWN



CORNER FOLDOVER - U.L. SHOWS FULL
 INSCRIPTION OCCURRED AFTER PRINTING
 THE DESIGN BUT PRIOR TO PERFORATING,
 TAGGING MISSING UPPER LEFT.

OFFSET



VERY DIFFICULT TO LOCATE





MISPERFORATION AND SHIFT
SHOWING USE OF SINGLE "H" COMB PERFORATOR



MISPERFORATION SHIFT



PRECANCEL BARS IN EYES
RIBBED PAPER



PRECANCEL ONE BAR TAGGED



ONE BAR TAGGED