



**In This Issue**

ESG Study Group . . . . .	81
Dues Notice . . . . .	81
Canada Post News . . . . .	82
Study Group Business . . . . .	83
Editor's Desk . . . . .	83
What is Your Opinion . . . . .	83
2003 Stamp Program . . . . .	84
Market Place . . . . .	84
Caricature Booklet . . . . .	85
Paper Texture . . . . .	86
Caricature Rate Covers . . . . .	88
1¢ Decoy Plate Varieties . . . . .	89
\$1 Loon Plate Variety . . . . .	89
48¢ Flag Tagging . . . . .	90
Environment Definitives . . . . .	92
ORAPEX 2003 Ovpts . . . . .	94
More Tagging Varieties . . . . .	96
Jubilee Imperf Error . . . . .	96
<i>This month's ...</i>	
Varieties . . . . .	89
Tagging Varieties . . . . .	96

Copies Mailed: 115



Paper Texture of High-Value  
Karsh-Wilding Definitives  
See page 86

**ESG Study Group Meeting at  
BNAPEX 2003**

In the last issue of *Corgi Times* we noted some basic details of the upcoming BNAPEX 2003 convention:

- What: 55th annual convention of the British North America Philatelic Society
- When: **Sep 25–27, 2003**
- Where: **London, Ontario**
- Location: Hilton Hotel
- Who: *everybody!*
- Registration:  
C\$135/US\$90 (before Jul 15)  
C\$150/US\$100 (after Jul 15)

I have not yet booked my flight but I am expecting to travel to the show and hope to meet as many of our membership as possible.

We have *not* heard from anyone in our membership who is interested in giving a short talk at our Study Group meeting. As such, we would ask that if you will be attending the convention to please bring along an item or two and give a brief “show and tell”.

Our regional BNAPS group here in the Winnipeg area meets several times per year and uses the “show and tell” concept — it has proven to be an extremely popular format. ♣

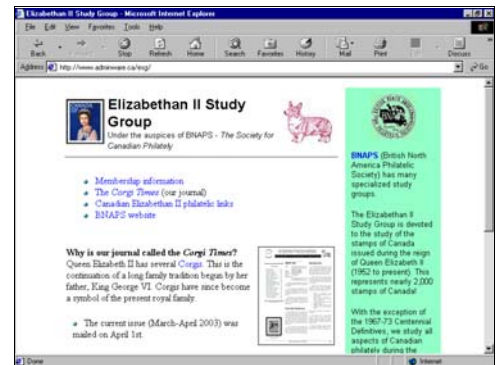
**Dues Notice**

Included with this issue is the annual dues notice. We would encourage you to return it as soon as possible to avoid the *annoying followup reminder letters!*

By the way, the “greedy stamp” side of me would ask that you please use commemoratives when returning your dues notice. In particular, if you are in the USA, could I trouble you to please use one (or two) of the 37¢ Greetings from America stamps? As an enthusiastic collector of USA stamps, this would be very much appreciated. You can be assured these will find a good home.

**ESG Website**

Just a quick reminder that if you have internet access and would like to view *colour* images of specific items from this, and previous issues of *Corgi Times* to please visit our website:



[www.adminware.ca/esg](http://www.adminware.ca/esg)

## Who are We?

We are the Elizabethan II Study Group under the auspices of the British North America Philatelic Society (BNAPS) — *The Society for Canadian Philately*.

Our journal, the *Corgi Times* is published 6 times a year.

With the exception of the 1967–73 *Centennial Definitives*, we study all aspects of Canadian philately during the Elizabethan era.

---

## BNAPS

Website: [www.bnaps.org](http://www.bnaps.org)

Membership information:

Peter Jacobi, Secretary  
#6 - 2168 -150 A St.  
Surrey, BC V4A 9W4  
Canada  
E-mail: beaver@telus.net

---

## Elizabethan II Study Group

Chairman

Harry C. Machum  
Box 123  
Little Current, ON P0P 1K0  
Canada

Treasurer

Eppe Bosch  
E. 618 Second Ave.  
Spokane, WA 99202  
USA

*Corgi Times* Index . . . . Arlene Sullivan

Market Report . . . . . *vacant*

Paper Trails . . . . . Rick Penko

Auction . . . joint with Centennial group

Website:  
[www.adminware.ca/esg](http://www.adminware.ca/esg)

Annual Dues

US and Canadian addresses is US\$11.00. Canadian addresses option of C\$15.00. All others US\$16.00.

Please make cheques payable to "The Elizabethan II Study Group" and send to Robin Harris, Editor at the address listed to the right.

Articles with *no* by-line are written or compiled by the Editor. All articles are ©2002 by the author and/or the Elizabethan Study Group.

---

## Canada Post News

Do we like more stamps being issued by Canada? Sure we do! Every new issue is a part of the Elizabethan era — right up our alley. Here is what Canada Post is up to these days...

### ™ New Issues?

It has been a *very* quiet couple of months in the world of new issues and varieties from Canada Post — downright *boring* in fact!

The latest issue is the 48¢ Fire Fighters stamp, issued just as this *Corgi Times* went to press. The next month will see no less than 13 different stamp designs being released on four separate dates.

By the way the 48¢ Pedro da Silva stamp was announced with a July 9th issue date. The *April to June 2003 details* magazine from Canada Post notes that the issue date will be June 6th. However, a check of the *April 2003 Canada Postal Guide* on Canada Post's website still shows the date as being July 9 [I have *seen* the stamp at local post offices so it will be issued at the beginning of June.]

### ™ Senators

In the last issue of *Corgi Times* we noted that there was some talk of issuing stamps honouring Canadian Senators. I suggested that not many are household names.

ESG member Charles J.G. Verge FRPSC, FRPSL, who is also a member of the Canada Stamp Advisory Committee, passed along the following list of Senators who have appeared on Canadian stamps:

Name	Senate Service	Issued	Comment
Frank Mahovlich	(1998- )	2003	Hockey player
Jean-Louis Roux	(1994-96)	2001	Actor, Lieut. Governor
Raoul Dandurand	(1898-42)	1999	Pres., League of Nations
J. Walter Jones	(1953-54)	1998	Premier (PE)
Ernest C. Manning	(1970-93)	1998	Premier (AB)
Thérèse Casgrain	(1979-81)	1985	Women's rights advocate
Sir Oliver Mowat	(1896-97)	1970	Father of Confederation
George Brown	(1873-80)	1968	Journalist and Politician
Sir Arthur Meighen	(1932-42)	1960	Prime Minister, Canada
Sir John J. C. Abbott	(1887-93)	1952	Prime Minister, Canada

I don't believe any of these people were specifically honoured for being a Senator but rather were honoured for the other activity noted. ♣

---

## Corgi Times

Editor:

Robin Harris  
770 Inkster Blvd.  
Winnipeg, MB R2W 0L5  
Canada  
E-mail: [corgi@adminware.ca](mailto:corgi@adminware.ca)  
Phone: (204) 586-3226

Back Issues:

Sample or single issues US\$2.50.  
Vol I through V (Six issues per volume)  
US\$13.00/volume; Vol VI US\$16; Vol VII  
US\$14; Vol VIII to X US\$15/volume

*Corgi Times* is produced with WordPerfect® for Windows. Manuscripts should be submitted to the Editor at the address above. Electronic format is preferred but not required. Scanned illustrations (300dpi), if available, should be sent as separate files from text files.

---

## Study Group Business

### ™New members

None to report.

### ™E-mail changes/additions

None to report.

## Planning Calendar

This is a listing of major exhibitions and bourses with a large content of both Canadian Exhibits and Canadian dealers. Minimum listing criteria: two day event; 1000 page exhibition; 18 dealer bourse with 50% offering Canadian material.

The goal is to list events far in advance to encourage either exhibiting or attendance and preferably both.

### 2003

Sep 25–27: BNAPEX 2003. London, Ontario.

---

## Editor's Desk

This issue of the *Corgi Times* completes my second year as editor of the newsletter. It is still a joy and a pleasure putting together every issue. I would to especially thank our regular contributors (they know who they are). As I noted in the last issue, I truly wish we had *more* contributors of material.

As I have said in the past, this is *your* journal. What would like to see covered? Just a reminder that I am *not* a postal history collector and lack the required material to display rate covers and the like (with that said, there are 2 covers in this issue that I was able to dig up in a miscellaneous pile of covers that I had lying around). *Please, pass along anything you have that might be of interest to the rest of the membership.*

---

## What is Your Opinion?

In the last issue I noted the *lack* of input and response to the occasional *What is your Opinion?* questions and other various issues. Since then I received comments from *three* of our membership of nearly 115 people:

- < member "HV" suggests that the BNAPEX and ORAPEX unauthorized overprints on the 1¢ Macdonald Caricature stamp "would be cinderellas same as Mr. Bileski's Sask. law revenue overprints."
- < member "PT", to the same question, notes "sure they are collectible as a novelty, but they are not worthy of catalogue listings and they are definitely not 'major errors' or 'true constant varieties'. They're more like cinderellas."
- < member "RM", to the same question, "these are great cinderellas in my opinion and deserve to be studied, mounted, written up, displayed and judged. Granted they aren't great rarities and don't have the "oomph" of 19th century classics, but that shouldn't matter. We are philatelists and we study stamps and all related material in detail. Let's enjoy everything and follow whatever paths we like in our studies. Some of us even collect and display modern Christmas seals."

On another issue, he notes "Recently there hasn't been too many articles on postal history. I sort of miss that but you can only publish what people send in. And, as I am one of those who doesn't send in articles, I guess I am partly to blame myself."

There are still several outstanding questions from previous issues of the *Corgi Times* that we have not had any responses to. We will keep them, and continue to publish other questions, in the hope that some of our membership will find the time to put together some related information and come forward with a response. ♣

## Canada Post 2003 Stamp Program

Issue dates are subject to change by Canada Post. Shaded entries are changed/new from the last time we presented this list.

Scott numbers as of *May 2003 Scott Stamp Monthly*

Issued	Description	Scott#
Jan 3	48¢ Year of the Ram \$1.25 Year of the Ram souvenir sheet	1969 1970
Jan	48¢ Flag over Canada Post Building (booklet of 30) <b>Reprint</b> with revised text on back cover (philatelic version)	
Jan 18	48¢ National Hockey League, 6 designs < pane of 6 (water activated) < booklet pane of 6 (self-adhesive)	1971a–f 1972a–f
Jan 28	48¢ Bishop's University in Lennoxville, Quebec (150th anniversary) - booklet of 8 [two different barcodes on cover]	1973
Feb 4	\$1 Loon \$2 Polar Bear	<b>Reprints</b> [delayed from Dec 13/02]
Feb 21	John James Audubon < 4x48¢ (pane) < 65¢ Gyrfalcon (booklet panel of 6)	1979–82 1983
Mar 3	48¢ Canadian Rangers, military reservists	1984
Mar 19	48¢ University of Western Ontario (125th anniversary) - booklet of 8 [two different barcodes on cover]	
Mar 25	48¢ American Hellenic Educational Progressive Association of Canada	
Apr 4	48¢ St. Francis Xavier University (150th anniversary) - booklet of 8 [two different barcodes on cover]	
May 30	48¢ Volunteer Fire Fighters	
Jun 2	48¢ Coronation of Queen Elizabeth II	
Jun 6	48¢ Pedro da Silva	
Jun 12	65¢ and \$1.25 Tourist Attractions - booklets of 5 (USA and International rate)	
Jun 20	48¢ University of Guelph's Macdonald Institute (100th anniversary) - booklet of 8	
Jul 21	The Lutheran World Federation Tenth Assembly	
Jul 25	Korean War, 1950–1953	
Sep 4	48¢ University of Montréal (125th anniversary)	
Sep 8	National Library — Authors	
Sep 10	World Road Cycling Championships	
Oct 1	Canadian Astronauts (set of 8 stamps)	
Oct 4	National Trees	
Oct 7	Jean-Paul Riopelle	
Nov 4	Christmas — Holiday Art	

## Elizabethan II Market Place

Classified listings in the Market Place are \$1.00 for 25 words. Additional words are 5¢ each. Camera ready display ads (preferably 300dpi, black and white TIFF scans) pertaining primarily to the Elizabethan era will be accepted at the following rates: 1/8 page \$5.00; 1/4 page \$8.00; 1/2 page \$15.00 and a full page at \$30.00. 25% discount for four consecutive insertions of the same ad. Full payment must accompany ad. Payment in Canadian funds to: Elizabethan II Study Group. Mail to Editor: Robin Harris, 770 Inkster Blvd, Winnipeg, MB R2W 0L5, Canada. ✪

# BK74 Caricature Booklet

by: John Hillmer

[Followup to item that appeared in the last issue of the *Corgi Times* (March–April 2003, page 80).]

Shown is a photocopy of an album page with three booklets of the 25¢ Caricature booklet (BK74) with a slight progressive part of Canada at the bottom disappearing.

I have examined close to 2,000 of these booklets (#74), have found some of this type are untagged. These three are tagged #74AP.

Other booklets:

- 74E dead 75mm pane and Hi Fluo cover should be 74mm pane tagged
- 74G dull pane and Dull Fluo cover no tagging
- 74H dull pane and Dull Fluo cover no tagging
- 74H dull pane and Dull Fluo cover no tagging with counter
- 74K dull pane and Low Fluo cover tagged
- 74M dull pane and Hi Fluo cover tagged

These are McCann numbers, etc. Third Edition.

Still have about 1,700 booklets 74-75-76 to get through some day.

**BK74-AP DULL 70MM PANE & DULL COVER S.S. VARIETY: MAJOR ERROR, PART OF CANADA MISSING ON R1/2 VERY SCARCE & UNIQUE.**

Ask about DOMESTOGRAMMES!  
Stationery, Envelope  
and stamp  
**ALL-IN-ONE**

Le domestogramme est un  
entier postal.  
Tout est compris!



Ask about DOMESTOGRAMMES!  
Stationery, Envelope  
and stamp  
**ALL-IN-ONE**

Le domestogramme est un  
entier postal.  
Tout est compris!



Ask about DOMESTOGRAMMES!  
Stationery, Envelope  
and stamp  
**ALL-IN-ONE**

Le domestogramme est un  
entier postal.  
Tout est compris!



## Paper Texture of High-Value Karsh-Wilding Definitives

by: Robert J. Elias

Eight high-value Elizabethan definitives, introduced between 1952 and 1956 and replaced between 1956 and 1967, were in use during the Karsh-Wilding era [1]. They include the 7¢ Canada Goose, 10¢ Inuk & Kayak, 15¢ Gannet, 20¢ Forestry Products, 20¢ Pulp & Paper Industry, 25¢ Chemical Industry, 50¢ Textile Industry, and \$1 Totem Pole. All were printed on wire-wove paper made by E.B. Eddy Company Limited [2]. I have found that five types of paper texture can be recognized (for illustrations, see [3]). Stamps may be horizontally ribbed on the front or back, vertically ribbed on the front or back, or nonribbed (i.e., smooth on both sides). The direction of ribbing and the side on which ribbing occurs were determined by the orientation of paper with respect to the plate during the printing process.

Robin Harris [1] demonstrated a relationship between plate configuration and the direction of ribbing. Stamps from sheets on which post-office panes were printed four per plate (2 columns, 2 rows) are horizontally ribbed. All denominations were produced from such plates, at least initially. Stamps from sheets on which post-office panes were printed six per plate (3 columns, 2 rows) are vertically ribbed. Only the last plates of the 15¢ and the 20¢ Pulp & Paper Industry had such a configuration.

Stamps with a ribbed front or a ribbed back resulted if paper was fed to the printing press with the ribbed side facing toward or away from the plate, respectively. In a study of the low-value Wilding definitives [3], I demonstrated that stamps having the different textural types appeared during distinct periods of time, and that there were differences among certain denominations and formats. Stamps showing nonribbed texture seemed to be related to those having a ribbed front. Do the high-value Karsh-Wilding definitives show similar patterns?

To answer this question, I identified the paper texture of over 2,000 used stamps (free of gum) showing the year of cancellation (see Figures 1-8). The material was obtained from various sources. Cancellations indicate that it originated from across Canada and spanned the entire time range of each issue. In all cases, usage of stamps with a horizontally ribbed front began on the date of issue (which ranges from 1952 to 1956). For the initial printings, therefore, paper was fed to the printing press with the ribbed side facing the plate.

Stamps with a horizontally ribbed back began to appear in 1955 (20¢ Forestry Products), 1956 (15¢), 1957 (7¢, 10¢, 50¢), and 1958 (20¢ Pulp & Paper Industry, 25¢, \$1). This change indicates that paper was being fed to the printing press with the ribbed side facing away from the plate. Such stamps are uncommon in the case of the 20¢ Forestry Products. For the other issues, this textural type rose to predominance within one year of its first appearance, while usage of stamps with a horizontally ribbed front declined rapidly over a one or two year period before essentially ending.

In the case of the 15¢ and the 20¢ Pulp & Paper Industry, stamps with a vertically ribbed back began to appear in 1961 and in 1963, respectively. This change in the direction of ribbing records the introduction of stamps that were printed from plates having the new configuration, but still with the ribbed side facing away from the plate. Such stamps became dominant in the year of introduction and remained so thereafter. Meanwhile, usage of stamps with a horizontally ribbed back declined rapidly over a one or two year period before essentially ending.

A very small proportion of 15¢ stamps have a vertically ribbed front, indicating that paper was sometimes fed to the press with the ribbed side facing the plate. All are dated 1961, suggesting limited production during a short time-interval.

A very small proportion of 7¢, 15¢, 20¢ Forestry Products, and \$1 stamps are nonribbed. Their cancellation dates coincide with times when stamps having a horizontally ribbed front were dominant, and in the case of the 15¢, also with the time of stamps having a vertically ribbed front (and within one year prior). This is consistent with the interpretation that ribbing on the front may in some cases have been obscured by the printing process, resulting in paper that seems to be nonribbed [3].

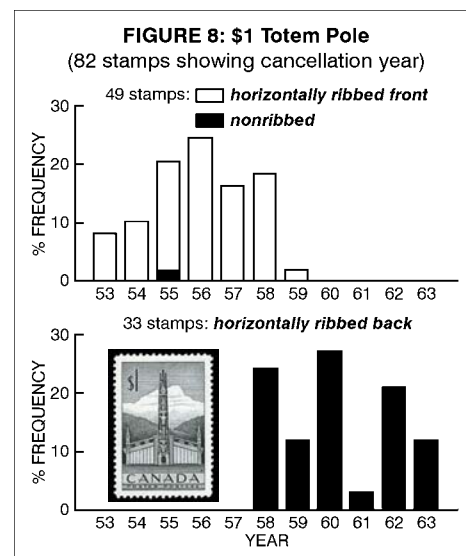
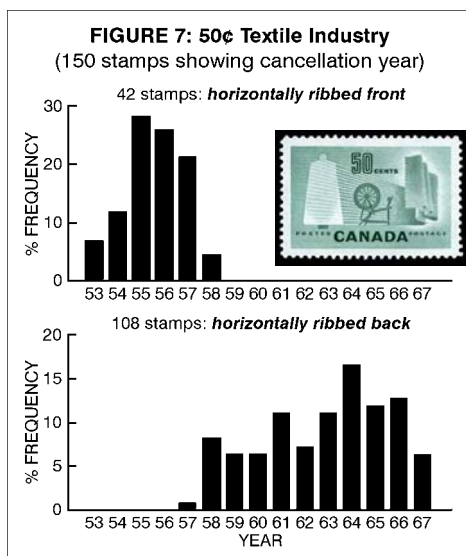
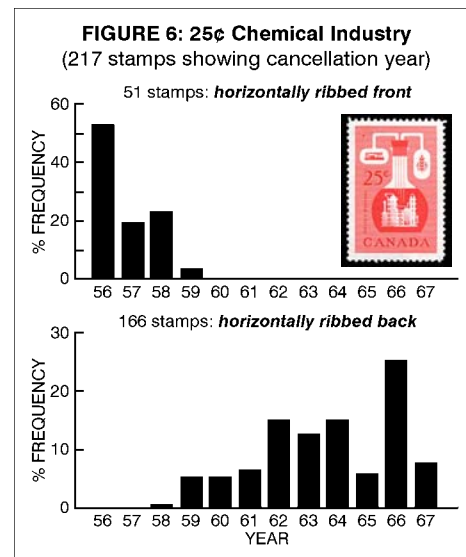
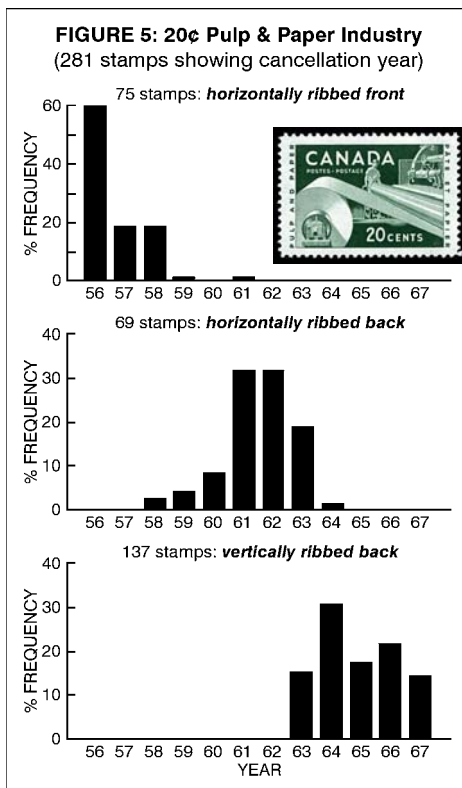
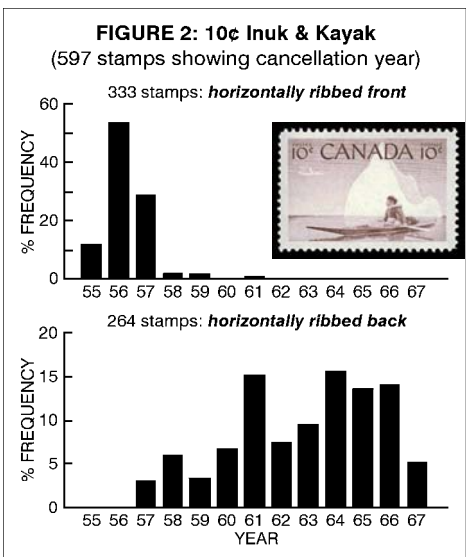
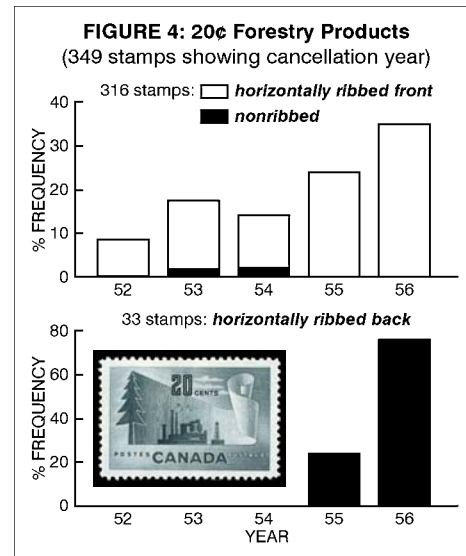
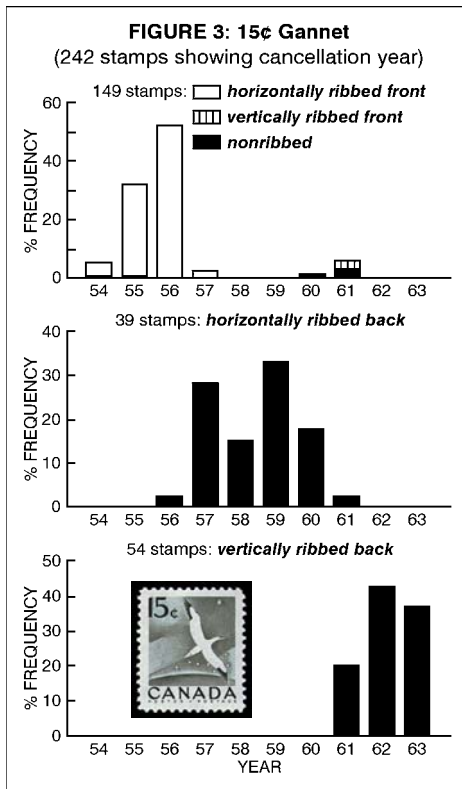
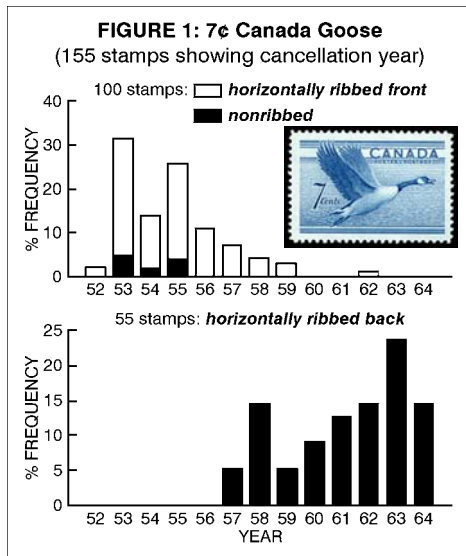
In conclusion, this research indicates that paper texture is important in the classification and study of high-value Karsh-Wilding definitives. The various paper types were used during distinct periods, and there are differences among certain denominations. Stamps showing nonribbed texture seem to be related to those having a ribbed front.

[1] D.R. Harris, 1998. *1952-53 Karsh, 1954-62 Wilding, 1962-66 Cameo Definitives*.

[2] R.M. Fournier, K. Rose, and M. Milos, 1996. *The Early Elizabethan Era, 1952-1972, Parts I and III*. In M. Milos (ed.), *Canadian Stamp Handbooks*.

[3] R.J. Elias, 2003. *Paper Texture of Wilding Definitives*. *Corgi Times*, No. 64 (vol. XI, no. 4; Jan.-Feb. 2003), p. 58-60.

# Paper Texture of High-Value Karsh-Wilding Definitives

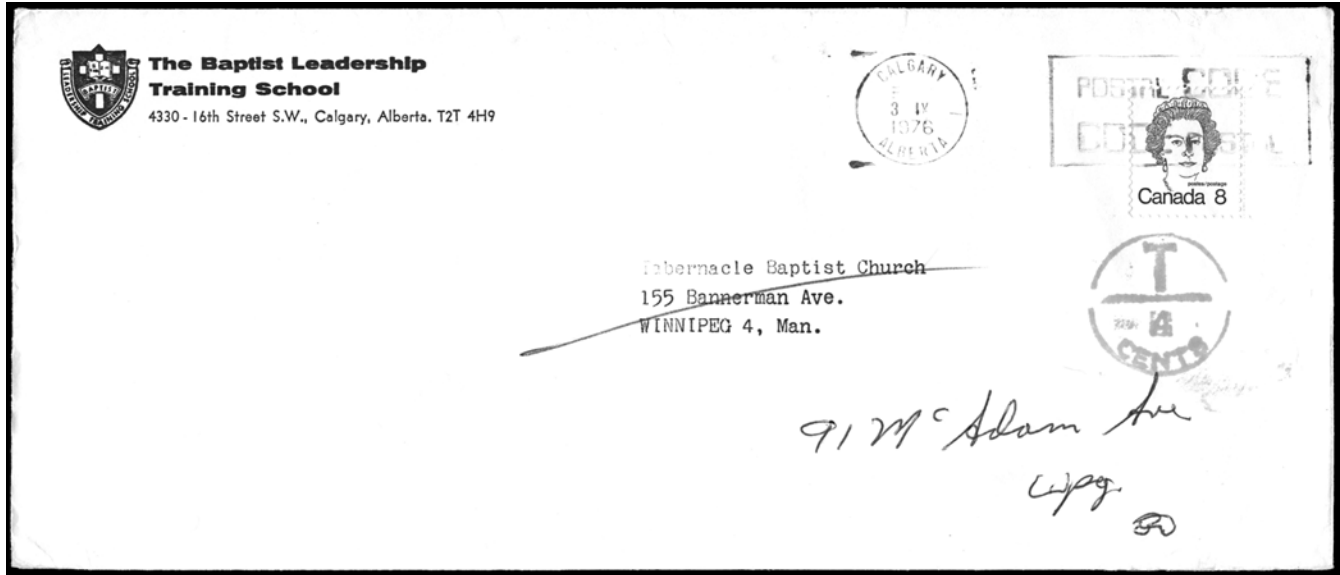


## Caricature Rate Covers

by: Robin Harris


This 8¢ Queen Elizabeth II Caricature stamp (sc# 593) is used on a size 10 cover and cancelled 3 IX 1976 (Sep 3/76) and has a circular postage due indication of 4 cents (T/4/CENTS). Why the extra 4¢ postage due for a domestic mailing?

The first-class postage rate for a typical 0–1 oz. letter was 8¢ from January 1, 1972 until August 31, 1976. The rate was increased to 10¢ on September 1, 1976, just two days before this cover was mailed. After *four and a half* years of mailing letters at an 8-cent rate, one can be forgiven for continuing to use 8 cents postage just a couple of days after the postal rate increase. The postage due of 4 cents is double the missing amount (the cover is short 2¢).



This next cover, cancelled Apr 7/77 has the 2¢ Laurier (sc# 587) and 10¢ Queen Elizabeth II coil (sc# 605) to make up the 12¢ rate that went into effect on Mar 1/77. A new 12¢ QEII *cameo*-type design stamp was issued on Mar 1/77 to meet the new postal rate. This cover is used about five weeks *into* this new definitive period but is still a common usage of these two Caricature-era stamps.

A small business would have purchased a complete roll of the 10¢ stamp when the rate was current (Sep 1/76 – Mar 1/77). The company probably did not do a lot of mailings during this short-lived rate period and likely had several copies of the 10¢ coil still around after the rate increase. A trip to the post office resulted in the purchase of 2¢ stamps — but the new 2¢ Flower definitive was still a couple of weeks away — so only 2¢ Caricature stamps were available.





## 1¢ Decoy Constant Plate Flaws


Brian Cannon passed along the following two constant plate varieties, found on the 1¢ Decoy definitive. This stamp underwent four distinct printings. The “hair” variety has been found on three printings; the ‘n apostrophe t’ has been found on two printings.

Unitrade	Paper	Hair <sup>1</sup>	n't
<b>Ashton-Potter, Perf 14x13.3</b>			
917	Abitibi	U	
917iii	Rolland	U	U <sup>2</sup>
<b>Canadian Bank Note, Perf 13x13.3</b>			
917a	Harrison		
917ii	Clark (blank corners)	U	U <sup>3</sup>

- <sup>1</sup> of 2,213 used copies of the 1¢ Decoy that I checked, I did **not** find any with the ‘hair’ variety  
<sup>2</sup> of 1,436 used perf 14x13.3 copies, I found 7 with this variety  
<sup>3</sup> of 777 used perf 13x13.3 copies, I found 2 with this variety



Constant plate variety: “hair extending from duck’s head”  
 Position 89 (Row 9/Col 9) on pane

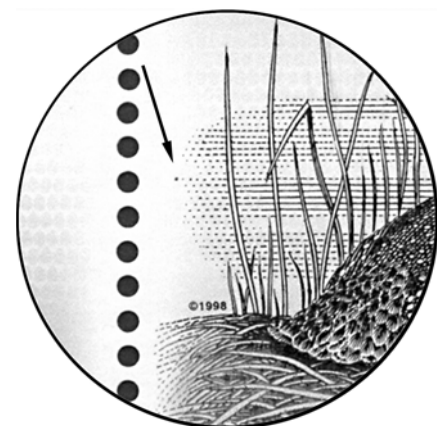



Constant plate variety: “n apostrophe t”  
 Position 97 (Row 10/Col 7) on pane

## \$1 Loon Constant Plate Flaw

The new \$1 Loon reprint, released Feb 4/03, has been found to have a constant plate variety on *some* panes. The variety, a brown spot of colour in the water at the left edge of the design, is found on the last stamp of the pane (pos 16, R4/C4). As such it is found in the lower right plate block (which happens to have the barcode).

I made trips to several post offices here in Winnipeg. The philatelic counter at the Main post office had a package of 10 LR corners and several panes ... but *none* had the variety. Another post office had 5 panes but *no* variety. This past week a visit to another post office showed that all 5 of their panes *had* the variety.



Constant plate variety: brown dot in water

# 48¢ Flag over Canada Post Building Tagging

by: Robin Harris

The Nov–Dec 2002 (page 44–45) *Corgi Times* discussed the 48¢ Flag over Canada Post Building definitive (sc# 1931) and included a background to the tagging, including the illustration of two different tagging errors. After checking the tagging of more than 12,000 used copies of this stamp over the past month or so, I would like to expand on the previous article.

In summary, recall that there are clearly *three different types* of 48¢ Flag stamps, based on the *width* of the horizontal tag bars. It is possible to partially plate the position of a single stamp (either mint or used).

A booklet of 10 consists of three *panels* of stamps: the top and bottom panel each have 3 stamps while the middle panel has 4 stamps, as illustrated to the right.

The tag bars measure 2mm for the vertical bars; 4mm for the horizontal tag bars found between adjoining stamps and 2mm for the horizontal tag bars found at the top or bottom of the stamp found at the top or bottom of the individual groups of vertical ‘strips’.

Horizontal Tag bar widths		
Top	Bottom	Position in booklet
2mm	4mm	1, 4, 8
4mm	4mm	2, 5, 6, 9
4mm	2mm	3, 7, 10

Several different observations were made from studying the 12,000 used specimens at my disposal (and growing!). These are summarized below.

## Tag spots

Dozens of examples of non-constant tag spots were found. Unfortunately, for the constant plate variety collector, all appear to be random and not constant. There were a couple of instances where some minor, and major, tag *spreading* occurred. But again, nothing constant to report.

## Vertical tag bars

A fairly common occurrence was the finding of many examples where the *vertical* tag bars were of a different consistency (and tonal colour qualities) compared to the horizontal tag bars. It is not known at this time if these are the result of a the application process or a ‘wiping’ process. The study of complete mint booklets would provide material to render a better opinion (the search is on!).

## Tag ‘Mist’

Another interesting variety, and also relatively common, are the examples where the untagged portion of the stamp (ie. the design area) has the effect of having been spray painted with tagging. It looks like a fine mist of tagging was sprayed over the entire design.

This type of variety comes in a ‘light’ mist and a quite predominant mist, the latter giving quite a ‘glow’ to the entire stamp.

Pos 1




2



3



4



5




6



7



8



9



10



## Tagging Errors

First and foremost, I found *one used example* of a virtually completely **untagged** 48¢ Flag over Canada Post Building stamp (there are a couple of tiny spots down the left and right side). This is the first untagged error I have found in a couple of years. The printers are doing too good a job with this aspect of their printing! In the 'golden' years of Canadian tagging (mid '80's), untagged errors could be found in many mixtures. Secondly, I found *two used examples* of **double tagging**! The initial application had the correct four-sided tag; the second application was shifted upwards resulting in double tagging down the sides and an extra 4mm wide tag bar across the middle of the stamp.

We have previously illustrated, in two earlier issues of *Corgi Times*, two different '3-bar tagging' errors. I can now add to this list and also suggest that there are probably other types still there to be discovered!

Here are digital images taken under an ultraviolet light (colour images are available for viewing on the ESG website):



Sc# 1931  
'Normal' tagging with 2mm bar at bottom.



Sc# 1931  
Tagging omitted error.



Sc# 1931  
Double tagged



Sc# 1931  
3-bar, missing bar at bottom. Top bar is 2mm wide.

Different degrees of tag shift:



Sc# 1931  
3-bar, horizontal bar across middle of stamp. 4mm wide bar.



Sc# 1931  
3-bar, missing bar at top. Bottom bar is 4mm wide.



Sc# 1931  
3-bar, missing bar at top. Bottom bar is 4mm wide (close to bottom edge).



Sc# 1931  
3-bar, missing bar at top. Bottom bar is 2mm wide.

There are at least two (perhaps three) types of tagging errors missing in the above illustrations (I have not yet seen them):

- < missing bar at bottom with 4mm wide bar at top
- < 2mm wide horizontal bar across the middle with the vertical bars extending *upward* (ie. missing all tagging on the *bottom* half of the stamp)
- < 2mm wide horizontal bar across the middle with the vertical bars extending *downward* (ie. missing all tagging on the *top* half of the stamp)

How common are these errors? The chart at the right notes the number of examples I found in a mixture of 12,000 used copies of the 48¢ Flag over Canada Post Building. ♣

48¢ Flag over Canada Post Building Tagging errors	Qty (per 12,000)
Untagged	1
Missing bar at bottom; 2mm top	2
Horiz bar across middle of stamp	4
Missing bar at top; 4mm bottom	10
Missing bar at top; 2mm bottom	6
Double tagged	2

# The Canadian Environment Definitives 1977-1987

by: Robin Harris


[This is the second in a series of articles looking back at this most interesting definitive series.]

## Low-Value Trees

By far the simplest group of Environment Definitives to collect are the five low-value tree designs. There is *only* one variety of each to collect.



Trees	Photogravure
	13 1/2
15¢ Trembling Aspen	717
20¢ Douglas Fir	718
25¢ Sugar Maple	719
30¢ Red Oak	720
35¢ Eastern White Pine	721

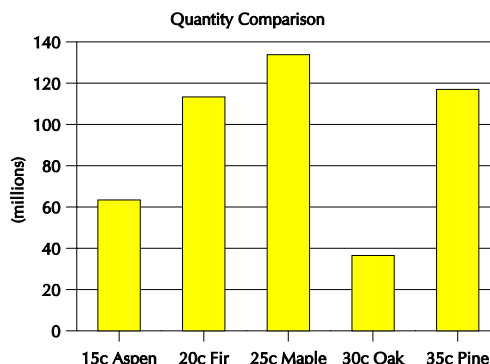


Philatelic pane of 50

The three lowest values (15¢ Trembling Aspen, 20¢ Douglas Fir, 25¢ Sugar Maple) were the first to be issued on Aug 8/77, shortly after the Environment series began.

A 30¢ Red Oak design appeared in Mar 1978, followed by the 35¢ Eastern White Pine in Mar 1979. Both new values were issued to meet increasing international mail rates.

## Low-Value Trees



## Medium-Value Street Scenes

The four medium-value street scene stamps are an interesting group, primarily due to the 50¢ value. The 50¢ Prairie Town design was printed by two different printers resulting in two distinct varieties. In addition, this value has three constant plate varieties and several errors, including the well known "Ghost Town".

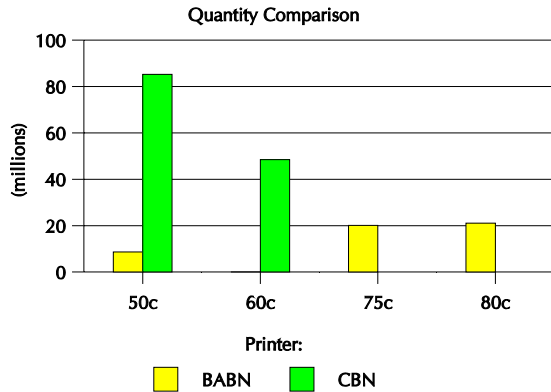
Street Scenes	Photogravure	Lithography
	13 1/2	
50¢ Prairie Town	723	723A
60¢ Ontario City		723C
75¢ Eastern City	724	
80¢ Maritime City	725	



As announced by Canada Post, each of the four designs represents various types of cities across Canada. However, stamp collectors were not content with this generic description and have since identified *all* of the exact locations where the pictures were taken:

- 50¢ Prairie Town — Austin, Manitoba
- 60¢ Ontario City — Toronto, Ontario
- 75¢ Eastern City — Montreal, Quebec
- 80¢ Maritime City — St. John's, Newfoundland

## Street Scenes



The photogravure printings (plate 1 of the 50¢, 75¢, and 80¢) were done by the British North American Bank Note Company. The lithography printings (plate 2 and 3 of the 50¢, and the 60¢) were done by Canadian Bank Note. The pane layouts and location of plate imprints are the same on all panes.

### 50¢ Constant Plate Varieties

As noted earlier, the 50¢ value is by the most interesting value in the Street Scenes. One reason for this is the occurrence of three constant plate varieties.

Variety	Printer	Position
Red dot above 5 in 50	BABN, plate 1	Pos 5 (Row 1, Col 5) of some panes. This occurs on the UR plate block.
"Dent in bumper"	CBN, plate 2 and 3	Pos 6-10 (Row 2, Col 1-5) of all panes. All five stamps of the second row have this flaw. It occurs on both the UL and UR plate blocks
"Black sweater"	CBN, plate 2 and 3	Pos 22 (Row 5, Col 2) of all panes.


### 50¢ Printings

The photogravure (pl 1 by BABN) and lithography (pl 2 and 3 by CBN) printings of the 50¢ Street Scene have distinct differences and have been accorded major catalogue numbers by Scott. The two types of printings give very different results and, by placing an example of each beside each other, will easily show these differences. In addition, the 'hidden date' was placed in different locations by each printer: on the BABN printing the hidden date is found on the grain elevator door; on the CBN printing it is on the license plate of the car in the lower right corner.

All of the Street Scenes were distributed in *philatelic* pane of 50 (illustrated at right). The *field stock* panes, distributed to all post offices, had the imprints on the left and right side trimmed off, resulting in narrower panes.

The 50¢ value has three constant plate varieties, as noted and illustrated below.

An interesting item on the 75¢ is the existence of "guide dots" on many of the stamps (at the upper right, lower right, or both UR and LR corners of the design).



Full pane of 50



Guide dots on 75¢ Street Scene



50¢ BABN: Red dot above 5 in 50



50¢ CBN: Dent on bumper



50¢ CBN: Black sweater

# ORAPEX 2003 - Overprints and Special Postal Stationery issued for the Event

by: Joseph Monteiro

1002-89 Vaudreuil Rue, Hull, Québec, Canada J8X 4E8

## Introduction

ORAPEX 2003 sponsored by the R.A. Stamp Club of Ottawa was held on May 3 and May 4, 2003. It was the 42nd Exhibition sponsored by this Club in Ottawa.

ORAPEX 2003 paid tribute to the accomplishments of Raymond A. Jamieson Q.C., a prominent lawyer, postal historian and author, by depicting his image on two pre-stamped envelopes (the American goldfinch and the scarlet tanager). Since the show's theme was the 75th anniversary of Canada's airmail stamp, two special cancellations were used on the covers: one depicting a jet airplane and another depicting the glider. Illustrations of the envelopes are shown on the next page. The exhibition consisted of one basic event: stamp exhibits.

## ORAPEX 2003 Overprint

The organizers for ORAPEX 2003 overprinted the precancelled 1-cent Sir John A. MacDonald stamp for the 42nd Exhibition. Two types of overprints were issued for each day of the exhibition. For May 3 - 1) the overprint appearing on the stamps was 'ORAPEX 2003/Ottawa, ON/2003-05-03' in three lines; and 2) The same overprint was printed upside down. For May 4 - 1) the overprint appearing on the stamps was 'ORAPEX 2003/Ottawa, ON/2003-05-04' in three lines; and 2) The same overprint was printed upside down. Each overprint was sold for \$2.50. The Chairman of the ORAPEX committee in an e-mail to me indicated that " In total, we will be selling 100 regular overprint stamps and 120 inverted overprint stamps for each of the 2 dates. There were some other inverted overprints as well, but they are too off centered to sell to anyone." [1] These overprints are usually sold off within the first half hour or so of opening of the ORAPEX show. This is not surprising as many of these overprints are sold several days before the show begins mainly to members of the R.A. Stamp Club or those requesting them by e-mail. The marginal inscriptions are first offered to individuals who purchased the marginal inscriptions when the overprints were introduced in 2001. The illustrations show these four overprints.

## Varieties of Unauthorized Overprints

ORAPEX 2003: It should be pointed out that the varieties described hereafter are based on an examination of a very small sample (1/25 of the total printed) of the overprints. There is hardly any doubt that other varieties exist. For the first type of overprint (May 3) for the normally printed overprints, I did not find any varieties but varieties likely exist. For the first type of overprint (May 3) for the overprint printed upside down three or more varieties exist: 1) Part of the 'O' of ORAPEX is missing; 2) 'ORAPEX 2003' is printed nearly touching the precancelled lines in some cases and in other cases it is printed more than one millimetre above; and 3) '2003-05-03' is printed on the precancelled lines in some cases and in other cases it is printed more than one millimetre above. For the second type of overprint (May 4) for the normally printed overprint, I did not find any varieties but varieties likely exist. For the second type of overprint (May 4) for the overprint printed upside down two or more varieties exist: 1) Part of the 'O' of ORAPEX is missing; and 2) '2003-05-04' is printed on the precancelled lines in some cases and in other cases it is printed more than half a millimetre above.



## Concluding Remarks

In sum, ORAPEX 2003 was an interesting philatelic event. Besides the basic event described there were 51 dealers, including Canada Post, that participated in the exhibition. There was the usual stamp auction, the awards ceremony at which the awards were given for the exhibits, and the Wine and Cheese party thereafter. Since this event only occurs once a year in Ottawa, local residents should try to attend it.

## Bibliography

1. E-mail from Doug Lingard to Joseph Monteiro, May 2, 2003.
2. ORAPEX 2003, 75th Anniversary First Airmail Stamp, May 3 to May 4, 2003.





## More Tagging Varieties

by: Robin Harris


Over the past several issues of *Corgi Times* we have been reporting on new tagging errors and *constant* tagging varieties being found on recent Canadian stamps. I trust you have dusted off your ultraviolet light and have started “lamping” your stamps?

The article on page 90 about the 48¢ Flag over Canada Post Building describes several new finds of tagging varieties, including untagged and double tagged examples found on this stamp. Here are a couple more tag errors and constant tag plate varieties that I’ve discovered over the last couple of months.

### 48¢ Three Maple Leafs

(sc# 1927, issued Jan 2/02)


This is a 3-bar tagging error, with the tagging shifted to the right resulting in the tag bar missing at the left side. This is the first horizontal shift of tagging on recent stamp issues that I have seen. This copy was found on a letter mailed to my daughter from a friend in Saskatoon.



### 37¢ Calgary Olympics (Skiing)

(sc# 1195, issued Feb 21/88)

Here is a *constant* tagging variety. It occurs on the lower left stamp (Row 5/Col 1) of some panes. I have seen it on a lower left inscription block, a mint single, and four used singles.



## Queen Elizabeth Golden Jubilee Error

Just as I was finishing up this issue of *Corgi Times* I heard that the 48¢ Queen Elizabeth II Jubilee stamp (sc# 1932) has been found imperforate. Gary Lyon appears to have received some of these. Sorry, I don’t have more to the story than that at this time.

Here is a picture of an upper left inscription block at full size.

This is not the first error discovered on this stamp. In the Nov–Dec 2002 *Corgi Times* we illustrated a full pane having a major colour shift of the gold background and red-brown large Maple Leaf and major perforation shift.



Photo courtesy Saskatoon Stamp Centre

48¢ Queen Elizabeth II Golden Jubilee  
Fully imperforate in UL imprint block