



In This Issue

BNAPEX 2002 17
 Canada Post News 18
 Study Group Business 19
 In Your Opinion 19
 2002 Stamp Program 20
 2003 Stamp Subjects 21
 Bird Envelopes 22
 New FDC Catalogue 23
 MB Gov't Postage Labels . . 24
 Market Place 23
 Tag: The Hidden Colour . . 26

This month's ...

Quiz 19
 Tag varieties 25

Copies Mailed: 103

BNAPEX 2002

Stop the Press!

By all reports, BNAPEX 2002 (Sep 26–29) was a resounding success. Congratulations John for putting on a great show!

There was a last-minute change in terms of the Elizabethan II Study Group meeting. Our chairman, Harry Machum, became ill shortly before the start of the show and was unable to attend [he is doing well now but the doctors are still trying to see what is up]. Our past editor, and local organizer of the show, John Arn, took over.

Attendees at the ESG meeting were: John Arn, John Hillmer, Myron Molnau, Milton Maas, Robert Lemire and Charles Livermore. As John notes, 'not a great turnout, but a very good meeting.'


We will give more details on the scope of the meeting in the next *Corgi Times*. ♣

Recently Received Contribution:

- Eppe Bosch (US\$9)
- Dr. Roy MacRae (C\$10)
- George Yarkie (C\$20)

New FDC Catalogue

ESG member Andrew Chung, and R.F. Narbonne have teamed up to produce the Second Edition of *The New Specialized Catalogue of Canada Post Official First Day Covers*.



See page 23 for more details.

Canada Post 2003 Subjects

On September 12th Canada Post released the stamp subjects for their 2003 stamp program — lots of stamps are coming!

See page 21 for a listing.



Tagging: The Hidden Colour
See page 26

BNAPEX 2002 Palmares (Elizabethan-era Material)

- Vermeil
Red Postage Due Issues — The Stamps and Their Usage (John Arn)
- Silver
"Varieties" Errors, Freaks and Oddities Caricature Definitive Series 1973–77 (John Hillmer)

Apple Harvest 2002 Palmares (Elizabethan-era Material)

- Vermeil
Canada — Cameo Definitive Issues (John Arn) [also received the felicitations of the Jury and the EF&OCC First]

Who are We?

We are the Elizabethan II Study Group under the auspices of the British North America Philatelic Society (BNAPS) — *The Society for Canadian Philately*.

Our journal, the *Corgi Times* is published 6 times a year.

With the exception of the 1967–73 *Centennial Definitives*, we study all aspects of Canadian philately during the Elizabethan era.

BNAPS

Website: www.bnaps.org

Membership information:

Peter Jacobi, Secretary
5295 Moncton St.
Richmond, BC V7E 3B2
Canada
E-mail: beaver@telus.net

Elizabethan II Study Group

Chairman

Harry C. Machum
Box 123
Little Current, ON P0P 1K0
Canada

Treasurer

Eppe Bosch
E. 618 Second Ave.
Spokane, WA 99202
USA

Corgi Times Index Arlene Sullivan

Market Report Robert Haslewood

Paper Trails Rick Penko

Auction . . . joint with Centennial group

Website:
www.adminware.ca/esg

Annual Dues

US and Canadian addresses is US\$11.00. Canadian addresses option of C\$15.00. All others US\$16.00.

Please make cheques payable to “The Elizabethan II Study Group” and send to Robin Harris, Editor at the address listed to the right.

Articles with *no* by-line are written or compiled by the Editor. All articles are ©2002 by the author and/or the Elizabethan Study Group.

Canada Post News

Do we like more stamps being issued by Canada? Sure we do! Every new issue is a part of the Elizabethan era — right up our alley. Here is what Canada Post is up to these days...

Quebec Symphony Orchestra

A last minute addition to this year’s Canada stamp program was announced September 17 by Canada Post. They will be issuing a single stamp on November 7 to honour the Quebec Symphony Orchestra Centennial.

“The QSO is the oldest active orchestra in Canadian history, playing to more than 100,000 music lovers annually. A total of three million stamps will be printed.”



World Mountains

October 1st saw the release a booklet of 8 self-adhesive stamps featuring mountain peaks from *around the world*. Personally I find these to be one of the more attractive stamp designs in recent years.

This particular issue features *foreign* subjects! At least, foreign to Canada. I cannot recall the last time Canada Post issued a stamp for a non-Canadian topic? Can you?



Details

Have you had a chance to peruse the latest Canada Post *Details* magazine (October to December 2002)?

It is what is ‘not’ in this issue that is newsworthy: Ashton-Potter is no longer listed as being a printer of stamps. Will this ‘trend’ continue? ♣



Corgi Times

Editor:

Robin Harris
770 Inkster Blvd.
Winnipeg, MB R2W 0L5
Canada
E-mail: corgi@adminware.ca
Phone: (204) 586-3226

Back Issues:

Sample or single issues US\$2.50.

Vol I through V (Six issues per volume)
US\$13.00/volume; Vol VI US\$16; Vol VII
US\$14; Vol VIII to X US\$15/volume

Corgi Times is produced with WordPerfect® for Windows. Manuscripts should be submitted to the Editor at the address above. Electronic format is preferred but not required. Scanned illustrations (300dpi), if available, should be sent as separate files from text files.

.....

Study Group Business

New members

Dues not yet received

As this is being written there are still 14 members who have not renewed their dues for the upcoming year. One “last-chance” follow-up letter is on the way to them.

E-mail changes/additions

George Yarkie	g_yarkie@yahoo.ca
Ron Leith	ronleith@uniserve.com
Frances O’Grady	paul.j.ogradey@sympatico.ca

.....

ESG Financial Balances

Our treasurer, Eppe Bosch, reports that we have the following account balances housed in the Washington Mutual Bank (as of Sep 20/02):

Reserve Account ¹	US\$ 3,297.11
Operating Account (checking)	US\$ 2,450.63

As Eppe notes, “looks like we have room for a major project or research fund for whatever the group may want to pursue.” Any ideas?

¹ sits in an annual CD drawing currently 2.030%

.....

In Your Opinion

By now you may have seen the World Mountain stamps issued by Canada Post on October 1 for Stamp Collecting Month. These have got to be one of the most innovative and perhaps the best designed Canadian stamps ever. But ... seven of the eight stamps feature a non-Canadian site. I cannot recall the last time a Canadian stamp specifically commemorated a non-Canadian subject.

Is this the start by Canada Post to portray non-Canadian subjects? Has Canada Post run out of Canadian topics to commemorate? Or is this a one-time issue, showing exceptional designs to entice new stamp collectors in Stamp Collecting Month, acceptable to Canadian philatelists?

I’m just trying to stir up the pot — I for one have no problem with this issue showing “foreign” subjects — but would I be of a different opinion if the stamps weren’t so well designed?

.....

Quiz

Last issue’s Quiz answer: the details belong to Scott# 933, 1371, 363, and 595 — all of these stamps met the International mail rate at the time of issue.

Planning Calendar

This is a listing of major exhibitions and bourses with a large content of both Canadian Exhibits and Canadian dealers. Minimum listing criteria: two day event; 1000 page exhibition; 18 dealer bourse with 50% offering Canadian material.

The goal is to list events far in advance to encourage either exhibiting or attendance and preferably both.

2002

Sep 26–29: **APPLE HARVEST 2002**, hosting **BNAPEX 2002**. Spokane, Washington. Spokane Convention Center. Info: John D. Arn; Tel: 509-467-5521; Fax: 509-467-2282; E-mail: JohnDArn@aol.com.

2003

Sep 25–28: **BNAPEX 2003**. London, Ontario.

.....

Corgi Times Annual Index

Arlene Sullivan reports that she will have the 2001–2002 annual Corgi Times index completed for publication in the next issue — thanks Arlene, we look forward to seeing this.

Our change in format means it is taking a bit longer to produce the index than it used to take (that is the Editor’s “fault”!).

Canada Post 2002 Stamp Program

Issue dates are subject to change by Canada Post. Shaded entries are changed /new from the last time we presented this list.

Scott numbers as of the September 2002 *Scott Stamp Monthly* (Sep 7/02)

Issued	Description	Scott#
Jan 2	Rate change definitives: <i>65¢, 77¢, \$1.25 are medium-size Traditional Trades</i> <ul style="list-style-type: none"> < 48¢ Stylized Maple Leaf, coil of 100 < 65¢ Jewelry coil of 50 booklet of 6 < 77¢ Basket weaving, coil of 50 < \$1.25 Sculpture coil of 50 booklet of 6 < 48¢ Flag over Canada Post Building booklet of 10 (two different barcodes on cover) booklet of 30 	1927 1928 1928a 1929 1930 1930a 1931 1931a 1931b
Jan 2	48¢ Queen Elizabeth II — Golden Jubilee issue, pane of 16	1932
Jan 3	Year of the Horse <ul style="list-style-type: none"> < 48¢, pane of 25 (individual stamp is octagonal shaped) < \$1.25 souvenir sheet (uncut press sheet of 12 also available) 	1933 1934
Jan 12	48¢ National Hockey League, 6 designs in pane of 6 <ul style="list-style-type: none"> < All-Stars: Tim Horton, Guy Lafleur, Howie Morenz, Glenn Hall, Red Kelly, Phil Esposito 	1935 a–f
Jan 25	48¢ 2002 Olympic Winter Games (block of 4 designs) in pane of 16	1936–39
Feb 1	48¢ Canadian Governors General, pane of 16	1940
Feb 15	Birds of Canada - envelopes (non-denominated domestic use only) <ul style="list-style-type: none"> < (48¢) The American Goldfinch (size 8) < (48¢) Scarlet Tanager (size 10) <p style="text-align: right; margin-right: 50px;"><i>four different varieties known to exist on each value (check beside the UPC barcode)</i></p>	
Feb	Revised coil display cards: Canada Post logo is now in colour; revised text between CP logo and barcode <ul style="list-style-type: none"> < 48¢ Stylized Maple Leaf, coil of 100 < 65¢ Jewelry, coil of 50 (roll has revised die cutting at start and end of backing paper) 	
Feb 28	48¢ University of Manitoba (125th anniversary), booklet of 8 (two different barcodes on cover)	1941
Mar	48¢ Flag over Canada Post Building (booklet of 30) <i>reprint</i> with revised text on back cover (field stock version)	
Mar	Revised coil display cards: Canada Post logo is now in colour; revised text between CP logo and barcode <ul style="list-style-type: none"> < 65¢ Jewelry, booklet of 6 < \$1.25 Sculpture, booklet of 6 < 77¢ Basket weaving, coil of 50 (roll has revised die cutting at start and end of backing paper) < \$1.25 Sculpture, coil of 50 (roll has revised die cutting at start and end of backing paper) 	
Mar 22	\$1.25 Masterpieces of Canadian Art, pane of 16	1945
Apr 4	48¢ Laval University (150th anniversary), booklet of 8 (two different barcodes on cover)	1942
Apr 30	48¢ Toronto's Trinity College (150th anniversary), booklet of 8 (two different barcodes on cover)	1943
May 3	48¢ Tulips, 4 designs (self-adhesive booklet of 12) (two different barcodes on cover)	1946a–d
May 19	48¢ Coral; joint issue with Hong Kong, China) <ul style="list-style-type: none"> set of 4 in pane of 16 souvenir sheet <p style="text-align: right;"><i>perforations are different!</i></p>	1948–51 1951b
May 27	48¢ Saint Mary's University in Halifax (200th anniversary), booklet of 8 (two different barcodes on cover) <p style="text-align: right;"><i>FDC's distributed at a May 12th ceremony!</i></p>	1944
Jun 1	65¢ Tourist Attractions (self-adhesive booklet of 5 designs) (two different barcodes on cover) \$1.25 Tourist Attractions (self-adhesive booklet of 5 designs) (two different barcodes on cover)	1952(a–e) 1953(a–e)
Jun 10	48¢ Canadian Sculptors: Charles Daudelin and Leo Mol (2 stamps), pane of 16	1954–55
Jul 5	48¢ Canadian Postmasters and Assistants Association 100th anniversary, pane of 16	1956
Jul 23	48¢ World Youth Day (self-adhesive booklet of 8) (two different barcodes on cover)	

Issued	Description	Scott#
Aug 30	48¢ Tulips (souvenir sheet) — stamps are gummed and perforated	
Sep 4	48¢ Public Services International World Congress	
Sep 10	48¢ Public Pensions 75th anniversary	
Oct 1	48¢ Stamp Collecting Month (Year of the Mountain, set of 8 stamps)	
Oct 4	48¢ World Teacher's Day	
Oct 24	48¢ Toronto Stock Exchange 150th anniversary	
Oct 31	48¢ Communications technology (2 stamps: Guglielmo Marconi & 100th anniversary of the Pacific Cable/Sir Sandford Fleming)	
Nov 4	48¢, 65¢, \$1.25 Christmas: Aboriginal Art	
Nov 7	48¢ Quebec Symphony Orchestra Centennial	

Guglielmo Marconi

Here is a pre-issue image of the upcoming Guglielmo Marconi stamp to be issued October 31st.

The image of the face is virtually identical to the image portrayed on the *first* Marconi stamp issued back in 1974 — *except that this time he is no longer green-faced.*



Sc# 654
November 15, 1974



Pre-issue image of October 31, 2002 issue

Canada Post 2003 Stamp Subjects

- ~ Year of the Ram (domestic-rate stamp and international rate souvenir sheet) [Jan 3]
- ~ NHL All-stars (six stamps) [Jan 18]
- ~ Anniversaries of Higher Learning
 - < Bishop's University in Lennoxville, Quebec (150th anniversary)
 - < Saint Frances Xavier University in Nova Scotia (150th)
 - < University of Western Ontario (125th)
 - < University of Montreal (125th)
 - < University of Guelph's MacDonal Institute (100th)
 - < University of Victoria (100th)
- ~ John James Audubon (four domestic-rate and one US rate) [Feb]
- ~ Canadian Rangers, military reservists [Mar]
- ~ American Hellenic Educational Progressive Association of Canada [Mar 25]
- ~ Jean-Paul Riopelle (souvenir sheet of three: domestic, US, international) [May]
- ~ Volunteer firefighters [coincide with ROYAL *2003* ROYALE]
- ~ Queen Elizabeth II Coronation [Jun 2]
- ~ Tourist Attractions (five USA rate and five international rate)
- ~ Pedro da Silva, Canadian mail messenger [Jul 9]
- ~ Lutheran World Federation Tenth Assembly [Jul 21]
- ~ Korean Veterans World Road Cycling Championships [Oct]
- ~ National Library, 50th anniversary Canadian astronauts (set of 8 stamps)
- ~ National Plants (joint issue with Thailand Post) [Oct]
- ~ Christmas

Non-denominated Bird Envelope Varieties, Part III

Date Coding

By: *William R. Geijsbeek*
 6616 140th Place N.E.
 Redmond, WA 98052-4649
 (425) 883-9390
 E-mail: geijsbeek@attglobal.net

Canada Post has supplied the following production quantities by date code for the 2002 domestic lettermail envelopes released February 15th for the new 48¢ rate. Production quantities are in thousands (000).



(48¢) Non-denominated Bird Envelope (size 8)

Printing	Date Code	Size 8	Size 10
1	none	850	3625
2	2002-02-25	700	500
3	2002-04-04	550	900
4	April 2002	1000	2300
	Total	3100	7325

The date codes are used as a quality control measure. Each code represents a different printing of envelopes. Thus, in case a batch of envelopes turn out to be faulty, it can be isolated from other printings of the envelopes.

Canada Post carries four different envelope items in its stock - #8 envelopes in packs of 10, #8 envelopes in boxes of 500, #10 envelopes in packs of 10, and #10 envelopes in boxes of 500. When stock of any of these four items gets low, a new printing is triggered. Thus far, new printings have included both size 8 and size 10 envelopes, but there is no guarantee that will always be the case in the future. And, of course, it is unknown whether envelopes of any given printing were produced for packs of 10 or boxes of 500, or both. It certainly can be assumed that envelopes in the first printing were produced for both packs of 10 and boxes of 500.

In trying to track down which printings were done for packs of 10 or boxes of 500, one must be very careful. Obviously if you open a pack of 10 and find a particular printing, you have confirmed a data point. But if you buy a loose envelope over the counter, it could have come from a box or from an opened pack of 10. Many RPO's and smaller corporate offices obtain their single envelopes by opening packs of 10. I have confirmed the following:

Printing	Date Code	Size 8	Size 10
1	none	P,B	P,B
2	2002-02-25	P	P
3	2002-04-04	P	P
4	April 2002	P,B	B

The above production data also gives us a clue that the minimum production quantity will be 500 thousand and thus probably will not be too difficult to find. I personally found #10 envelopes from the second printing and #8 envelopes from the third printing in post offices in Saskatchewan and Manitoba in July while on vacation this summer.

Two last points. All envelopes are supplied to post offices (corporate or RPO's) through supply depots at Calgary and Ottawa. Calgary handles about a third of the volume that Ottawa does. Second point - the ratio of size 10 to size 8 envelopes is, in aggregate, approximately 2.4 to 1. ♣



New FDC Catalogue Released

Hot off the Press

The New Specialized Catalogue of Canada Post Official First Day Covers — Second Edition by Andrew Chung and R.F. Narbonne

This Second Edition of the *First Day Covers* catalogue is 8½x11 and 192 pages with a suggested retail of C\$21.95. By comparison, the first edition was 6x9 with only 129 pages. That is quite an increase in content.

The bulk of this new catalogue (some 124 pages) is the illustration and pricing of every official Canada Post first day cover issued — from the 6¢ The Maple in Spring issue of April 14, 1971 to the end of 2001. That is a total of 651 issue dates with some issues having multiple covers due to multiple stamp designs. Pricing data for every issue includes singles, inscription blocks, and combination covers, where applicable.

A most interesting aspect of the catalogue is the variety and error listings. Varieties found on FDCs include different cancellations for the same stamp issue, watermarked and unwatermarked envelopes, and constant plate varieties found on the stamps affixed to the envelope [in fact, there seem to be *more* of these varieties listed here than in the Unitrade catalogue!]. Errors on first day covers include missing cancellations, inverted cancellations, a stamp missing, cachet double printed, and dating errors.

Other sections of the book include:

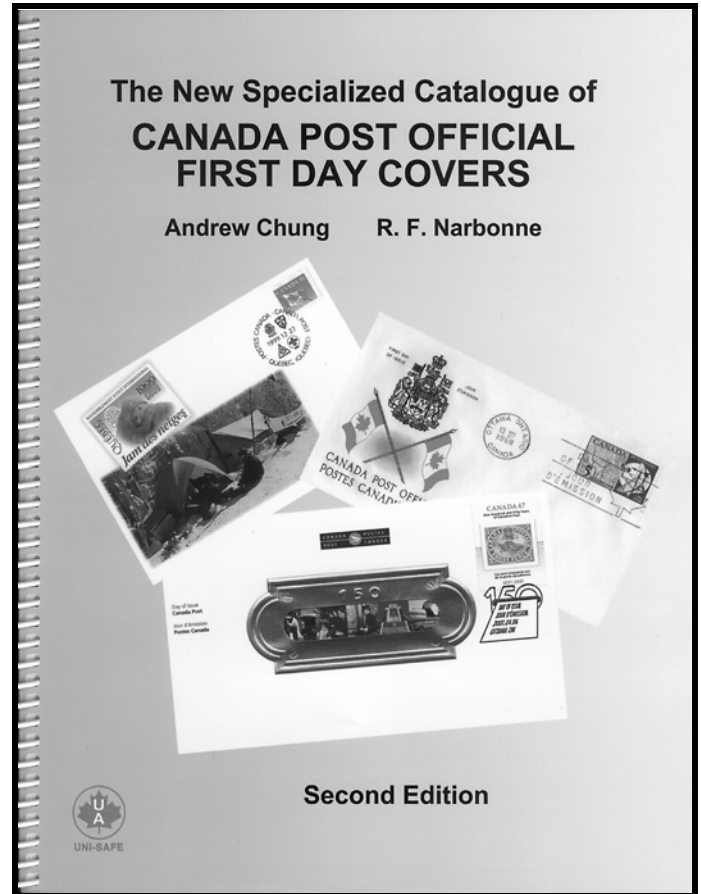
- < Canada Post Office Replacement and Presentation First Day Covers
- < First Day Covers Presented by the Postmaster General
- < Stamp Launch Official First Day Covers
- < Official First Day Cover Presentation Case
- < Official First Day Cover Presentation Folders
- < Special Event Covers Produced by Canada Post
- < Bernie Reilander: Graphic Designer
- < Quantities Produced with Production and Design Data of the Official First Day Covers

I am not an avid collector of First Day Covers (shame, shame!). However, I am certain I will reference this book on many occasions in the future.

As an aside, Andrew is a long-time ESG member and an important behind-the-scenes contributor of much timely information that appears in the *Corgi Times*.

Elizabethan II Market Place

Classified listings in the Market Place are \$1.00 for 25 words. Additional words are 5¢ each. Camera ready display ads (preferably 300dpi, black and white TIFF scans) pertaining primarily to the Elizabethan era will be accepted at the following rates: 1/8 page \$5.00; 1/4 page \$8.00; 1/2 page \$15.00 and a full page at \$30.00. 25% discount for four consecutive insertions of the same ad. Full payment must accompany ad. Payment in Canadian funds to: Elizabethan II Study Group. Mail to Editor: Robin Harris, 770 Inkster Blvd, Winnipeg, MB R2W 0L5, Canada. ♣



Manitoba's Government Postage Labels

By: Barry Danard

E-mail: jbdanard@mts.net

Background

All Manitoba Government Inter-Departmental mail (IDM) is routed through the Mail Management Agency (MMA) in Winnipeg. The MMA is an internal arm of the Government of Manitoba. Letters, documents and packages travel to the Agency at 200 Vaughan Street (in the basement of the Manitoba Archives building) from Department branches all over the province, via any one of several private courier companies.

Letters and other communications are first placed within re-sealable, *re-usable* manilla pouches. The letter pouches or envelopes measure 10.5 x 24cm, and the 'oversize letter' pouches are 29x37 cm in size. The former have provision for 15 re-mailings, the latter can be used up to 72 times. In neither instance do the envelopes seem to survive that amount of handling!

These re-usable envelopes are then bundled into courier pouches for forwarding to the MMA in Winnipeg. There the courier pouches are opened, and the mail is sorted and re-packaged for further courier transport to its final departmental destination.

Introduction of Stamps

On July 4, 2000, this system was modified to increase accountability of departments for their mailing expenditures. The use of labels or stamps was made mandatory on all IDM. Departments, or regional offices of each Department, purchase sheets of labels from the MMA, and affix these to the reusable pouches before delivery to couriers. (The cost of the labels is found in a separate document: "Prepaid Label Instructions") When the mail reaches the MMA in Winnipeg, the stamps are cancelled (perhaps "defaced" is a better term) before the mail is re-routed. No new stamps are added for this second phase of the transmission.

The Stamps

All stamps are self adhesive labels measuring 32x19mm, with rounded edges. They are printed 50 (5x10) to an 8½x11 backing sheet. Each stamp bears 4 score marks (13mm long) radiating from near the centre of the stamp outwards to the corners.

The stamps have a sequential serial number in black at the top. Below this is a bold coloured use designation: "Letter" (green), "oversize/Letter" (purple), "Small/Package" (blue) or "Parcel" (red). At the bottom of each stamp are printed the words "Mail Management Agency" in black.

Shades of the green printing exist, although I cannot ascribe these to any specific cause. I have found two different printings of the Oversize Letter stamps. What I designate Type 1 differs from the later Type 2 printings in having larger serial numerals and MMA lettering.

The stamps are not available for purchase by the general public, though if you can find a sympathetic ear you might luck out and obtain mint copies from local branches of the Government. The re-usable pouches, on the other hand, are discarded after their usefulness has ended, and there seems to be no regulation preventing their reaching collectors.

PREPAID LABEL INSTRUCTIONS

- Prepaid labels must be used for all interdepartment mail including Signature Service.
- Each item must have the correct prepaid label affixed to it. (See Table 1 below).

Table 1

Item	Maximum Dimensions mm (millimetres)	Maximum Weight	Description	Cost
Letter	Length 245 mm. X width 150mm. X thickness 10 mm.	None	Small IDM envelope	\$0.20
Oversize Letter	Length 370 mm. X width 290 mm. X thickness 20 mm.	None	Large IDM envelope	\$0.40
Small Packet	Length 370 mm. X width 290 mm. X thickness 110 mm.	5 kg.	Small package such as a letter envelope box	\$0.70
Parcel	Length, width, or depth 1.1 metres, Length plus girth 2.0 metres	30kg.	Large box, mailing tube	\$1.40

- Prepaid labels are to be affixed to the top left of the address. (See Below Table 2-A).
- Prepaid labels of smaller denomination may be combined to cover the cost of larger denomination items. (See Below Table 2-B).

Table 2

A: Letter

10000005
Letter
Mail Management Agency

Mail Management Agency
200 Vaughan St
Winnipeg, MB R3C 1T5

B: Oversize Letter

10000007
Letter
Mail Management Agency

10000008
Letter
Mail Management Agency

Mail Management Agency
200 Vaughan St
Winnipeg, MB R3C 1T5

- As a courtesy to our clients, personal bill payments to organizations on the IDM mail system will not require a prepaid label – provided the proper bill payment envelope is used.
- Please note: We are not responsible for late or lost personal mail.

Mail Management Agency: Prepaid Label Instructions

Further Questions

At least two lines of discussion and research need to be pursued.

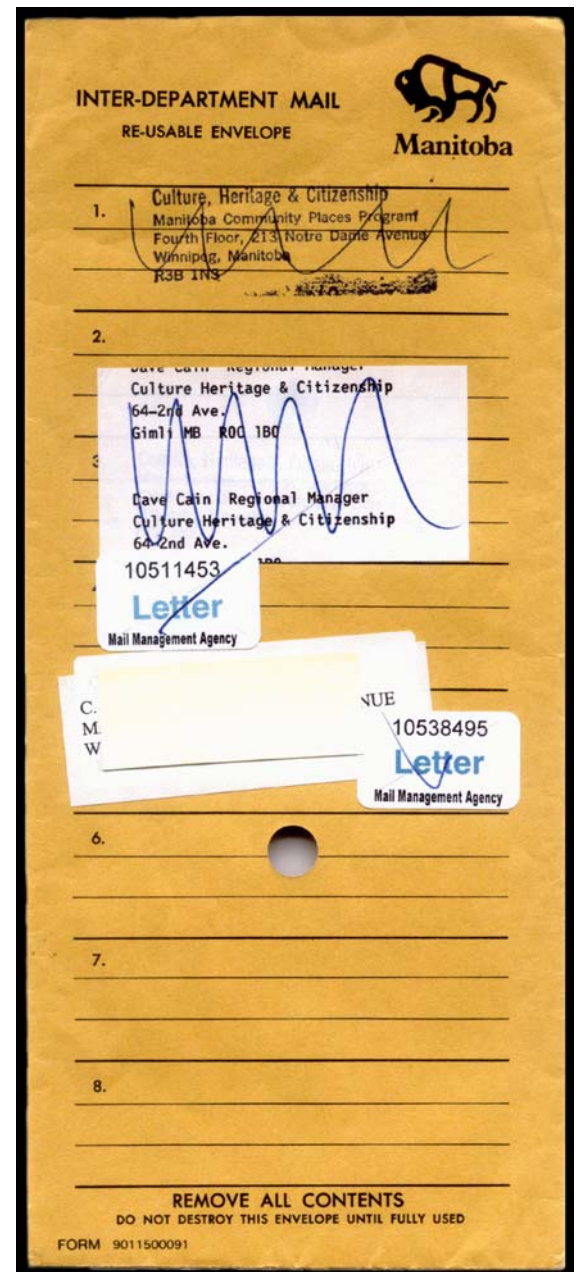
First, what exactly are these items? Stamps? Well, they are issued by a Government, and their use is required on certain types of mail matter. Granted, their stated purpose is only for tracking mailing expenditures, but why not consider them as “Local Officials”?

Second, the production of the labels. Who prints them, and by what means (lithography, laser printers?). Are there additional printings of the labels other than the one I have seen? Are there reusable pouches or boxes provided by MMA for larger items?

I would welcome any information on these or any other points concerning these “stamps” that members can uncover, as well as corrections of any errors of interpretation I may have committed. ♣



Mail Management Agency: Labels



Mail Management Agency: Letter re-usable envelope

More tagging shifts reported

Barry Danard reports two other recent definitives that have 3-bar tagging due to a tag shift: 77¢ Basket Weaving (sc# 1929) and 48¢ Flag (sc# 1931). [only used copies have been reported]

I have found *two types* on the 48¢ Flag — the type is dependant on the location of the stamp in the booklet (next month's *Corgi Times* will have an article describing this phenomena).



Sc# 1929
3-bar tagging



Sc# 1931
3-bar tagging (Type 1):
wide bar at bottom



Sc# 1931
3-bar tagging (Type 2):
narrow bar at bottom

Tagging – The Hidden Colour

by: Robin Harris

Phosphor tagging is an invisible ink colour applied during the normal process of printing stamps. As another ink colour, it should be accorded the same level of study as any other colour of ink used to print stamps. Perhaps the only reason tagging seems to be ignored by some collectors is because of the need to use an ultraviolet (UV) light to study the tagging.

Philatelists are an interesting breed — we are constantly identifying stamps based on many different criteria. These include perforation, colour, watermark, and tagging. For each of these specifications, many various types (and sub-types!) are defined. For example, there are different kinds and measurements of perforations, each being important in identifying printings of similar stamps.

Tagging on Canadian stamps is no different. Ken Rose, the pioneer of tagging in Canada, devised both Winnipeg and Ottawa/General tag type charts. The last edition of the *Canadian Tagged Errors And Tagged Perfins*, revised by George Dunsay & John I. Jamieson, is the 1995 Edition [1] [Fig 1]. A lot has happened in Canadian tagging in the ensuing seven years.


This article will discuss the various tagging styles that have appeared over the years on Canadian stamps with the main focus being the developments over the past seven years. Our discussions here will *not* include any tagging errors (tag shifts or missing tag). We will start with a brief introduction to Winnipeg tagging and the ‘early’ General tagged stamps.

Winnipeg Tagging

Phosphor tagging was introduced to Canadian stamps on January 13, 1962 during the Wilding definitives era. A new, modern (at that time) post office was built in Winnipeg in the early 1960's that included the installation of automatic letter facing, sorting, and cancelling equipment. The first tagging on Canadian stamps has been dubbed “Winnipeg tag” due to the city where it was used [2]. It appears “white” under an ultraviolet light. The phosphor reacts to ultraviolet light and will leave an afterglow (albeit very brief) when the ultraviolet light source is removed.

There are two major types of Winnipeg tagging: 2-bar (consisting of a tag bar down each vertical column of perforations) and 1-bar (a single bar down either the middle of the stamp or down alternate vertical columns of perforations).

The 1-bar tagging has a couple of sub-types: narrow centre bar, wide centre bar, left bar, or right bar.



Winnipeg 1-bar tagging (narrow)

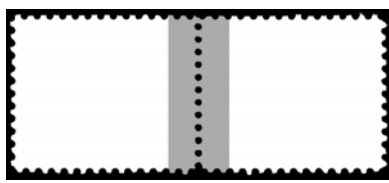


Winnipeg 1-bar tagging (wide)

Other Winnipeg-tagged issues:
All Christmas from 1964–1972
1967: Sc# 453
1970: 505, 508–11, 513–14
1971: 541



Winnipeg 2-bar tagging



Winnipeg side-bar tagging (right and left)

Winnipeg tagging was discontinued shortly after Ottawa/General was introduced; the last stamps to have Winnipeg tagging were from the 1972 Christmas issue.




Figure 1 Canadian Tagged Errors and Tagged Perfins, 1995 Edition

Winnipeg tagging on definitives	
Type	Stamps
2-bar (8mm bars)	1¢, 2¢, 3¢, 5¢ Wilding 1¢, 2¢, 3¢, 5¢ Cameo 10¢–25¢ Landscapes
2-bar (8.5mm bars)	1¢, 2¢, 3¢, 5¢, 7¢, 8¢, 10–25¢ Centennial (narrow spacing varieties exist)
2-bar (7.5mm bars)	6¢ orange and black Centennial
1-bar centre (4mm bar)	4¢ Wilding 4¢ Cameo 1¢, 2¢, 4¢, 5¢, 6¢ black Centennial
1-bar side (9–10mm bars)	4¢ Cameo
1-bar centre (8mm bar)	4¢ Cameo
1-bar side (8mm bars)	4¢ Cameo 4¢ Centennial
The 4¢ stamps were tagged with only one bar to help aid the sorting equipment to differentiate between local letters (4¢ first class postage) versus out-of-town letters (5¢ first class postage).	

™Ottawa/General Tagging

The Ottawa, or now commonly called ‘General’, tagging was introduced in November 1971. It appears “yellow” under an ultraviolet light. It will show itself clearly when exposed to an UV light source.

The early General tagged stamps used a compound called OP-4, having a yellow-green tinge. It comes in either 3mm or 4mm widths applied down the vertical perforations (ie. 2-bar tagging). OP-4 tag *migrates*, or spreads, throughout the stamp and will bleed onto and through other paper that is in prolonged contact with the tagging. In some cases the tag has migrated to the point that virtually none of the tagging remains (the stamp will appear untagged, but *is not!*). Check these specimens very closely.

General OP-4 tagging
Centennial: 8¢ Library (sheet) 1¢, 6¢, 8¢ Library (bklt)
Caricature: 10¢–50¢ Landscapes
8¢ World Health Day (sc 560)
8¢ Frontenac (sc 561)

OP-4 tagging occurs only on British American Bank Note stamps printed by engraving and/or photogravure — BABN printed the tagging by photogravure. On the other hand, Canadian Bank Note used lithography to print the tagging. The initial phosphor ink used for photogravure had the migration problem. When this was discovered, the composition of the ink was changed to eliminate the problem. The lithographic ink for the phosphor used by CBN and Ashton-Potter did not have a migration problem. [3]

OP-2 tag replaced the migrating OP-4 tag and has been in use ever since. It has a yellow-coloured appearance and does not migrate. During the Centennial and Caricature era, tag widths of 3mm and 4mm wide bars were used.

Commemorative stamps were issued with and without tagging up to the beginning of 1973 when it was decided that all stamps would be tagged. As the years have gone by this ‘policy’ has changed slightly: later it was decided that high values would not be tagged, and even later that low values (denominations less than 10¢) would also not be tagged.

Only twelve Canadian stamps were normally issued untagged, Winnipeg tagged, *and* General tagged: eight Centennial stamps (1¢–4¢, 6¢ black, 8¢ Library, 10¢–15¢) *and* the four 6¢–15¢ 1972 Christmas (sc 606–609) stamps.

™General Tagging Styles

The specific location on the stamp where General tagging has been applied has varied over the years. There have been **ELEVEN** *major* styles of *location* of the application of General tagging on Canadian stamps (listed here in the order of their appearance):

- < 2-bar down the vertical perforations (Nov /71)
- < All around [square] (May 22/81)
- < Inset: 2-bar (Mar 3/82)
- < Multi-bar (Nov 2/87)
- < All around [square] and multi-bar (Nov 13/92)
- < Inset: rectangle (May 17/93)
- < Shaped to edges of stamp (Jan 28/94)
- < All-over tag (Jun 2/94)
- < 3-bar (Nov 14/94)
- < All surrounding white space (Jun 6/95)
- < Inset: circle (Feb 5/00)

The next two pages illustrate these 11 major tag styles found on Canadian stamps.

The story of tagging on Canadian stamps would not be complete without a quick note about the following other tag varieties:

- < on a couple of 50¢ vending machine booklets (from 1985–1989) that contained a single first-class rate stamp and several low denomination stamps, only the one first-class stamp (34¢–38¢ Parliament) had all around tagging applied to it. However, adjacent stamps are known with little snippets of tagging.
- < many stamps have wide and narrow tag bars. On some issues this can be determined by measuring the spacing between bars; on other issues the narrow tag bars are found on stamps adjacent to the selvedge — these can be ‘plated’ if there is a minor shift of the tagging.
- < on several issues, other ‘selvedge-only’ varieties occur such as when the tagging *either* passes entirely through the selvedge or stops short. On at least three issues, there are tagging guidelines known in the sheet margin.

These varieties will be discussed in more detail in another article.

Style 1

2-bar (Nov /71)



'Standard' tagging style until 1987 when all-around tagging became standard.

Style 2

All around [square] (May 22/81)



All-around [square] tagging:
 1981 (887-889)
 1982 (917)
 1983 (976, 1007-08)
 1984 (1012, 1016-27, 1043, 1044)
 1985 (921a, 925, 926, 947, 952, 1060, 1062, 1075)
 1986 (1077, 1078, 1079, 1090, 1092, 1093, 1113-15)
 1987 (948, 926A, 926B, 953, 1122-25A)
 became 'standard' tag with sc# 1146 on Sep 2/87

Style 3

Inset: 2-bar (Mar 3/82)



2-bar inset:
 1981 (909-913a [CANADA '82])
 2-bar 'slight' inset:
 1984 (1011 [32¢ Cartier])

Style 4

Multi-bar (Nov 2/87)



Multi-bar:
 1987 (1151)
 1988 (1225)
 1989 (1259)
 1990 (1297)
 1991 (1342)

Style 5

All around [square] & multi-bar (Nov 13/92)



Multi-bar and all-around [square]:
 1992 (1455 [and notched!])
 1993 (1502)
 1994 (1536)
 1995 (1588 [and notched!])

Style 6

Inset: rectangle (May 17/93)



Inset (rectangle):
 1993 (1466)
 1994 (1516)
 1995 (1545)
 1996 (1607 [and notched!])
 1997 (1654 [and notched!])
 1998 (1722, 1754)
 1999 (1800)
 2000 (1863 [and notched!], 1876-77)
 2001 (1900, 1909, 1916)
 2002 (1945)

Style 7

Shaped to edges of stamp (Jan 28/94)



All-around shaped (self-adhesives):

- 1994 (1507-08)
- 1995 (1568-69)
- 1996 (1600-01)
- 1999 (1811a-d [and notched!])
- 2000 (1854a-e, 1855a-e)
- 2001 (1901, 1921a-d [and notched!])

All-around shaped (water-activated):

- 2002 (1933)

Style 8

All-over tag (Jun 2/94)



Tag all over:

- 1994 (1523a-e)
- 1995 (1547-51, 1559-61, 1563-67, 1570-73, 1574-78, 1590)
- 1996 (1595-98, 1602, 1606a-e, 1609-12, 1613, 1614, 1615a-e, 1616a-e, 1622-26)
- 1997 (1635, 1641-44, 1649, 1665-68)
- 1998 (1735)

Style 9

3-bar (Nov 14/94)



3-bar:

- 1994 (1373)
- 1995 (1374)

Style 10

All surrounding white space (Jun 6/95)



All surrounding white space:

- 1995 (1553-57)
- 1996 (1591-94)
- 1997 (1631-34)
- 1998 (1710-13)
- 1999 (1770-73, 1774-77)
- 2000 (1839-42, 1843-46)
- 2001 (1886-89, 1890-93)

Style 11

Inset: circle (Feb 5/00)



Inset frame (circle):

- 2000 (1838a-f [a and b are notched!])
- 2001 (1885a-f)
- 2002 (1935a-f)

Style 12

Any guesses what we will see next?

How would you describe the tagging found on the recently released 48¢ World Youth Day self-adhesive stamp issued July 23, 2002?

Stamp size

In May of 1981 a now common feature of Canadian stamp tagging first appeared. The Canadian Painters stamps (sc# 887–889) [Fig 2] were the *first* Canadian stamps to have tagging applied to all four sides of the stamp (sometimes called ‘all around’, ‘square’, ‘block’ or ‘4-sided’ tagging).

I am guessing that Canada Post must have found that ‘tall’ stamps (those over 36mm tall) were being affixed to envelopes by the general public in *either* a vertical (as intended) or *horizontal* format. The latter probably occurred because this would leave more room to write the mailing address. However, if the stamp was 2-bar tagged, the bars would now be horizontal rather than vertical. If the sorting and cancelling equipment was designed to orient an envelope based on the searching of *vertical* tag bars, this would result in an envelope being flipped vertical instead of the correct horizontal format! The solution to ‘tall’-designed stamps would be to apply tagging on four sides. Then, no matter how the postal patron affixed the stamp to the envelope there would always be two *vertical* bars.

Stamp design

Something interesting happened in March of 1982 that would affect how subsequent Canadian stamps would be tagged. Until this time, *all* Canadian stamps had a visually apparent frame around the stamp design consisting of *white space*. ‘White space’ is an important design element in all facets of printing, whether it be book publishing, advertising, or stamp design.

The CANADA 82 stamps (sc# 909–913a) [Fig 3], issued Mar 11/82 (and May 20/82) had a beige background that passed through all four sides of the stamps — there was *no* white space around the stamp. Yes, there was a white frame on the stamp but it was to show off the stamp-on-stamp feature.

The stamp printers (in this case, Canadian Bank Note Company) must have found that applying the tagging *over* another colour of ink (or *under* depending on which colour was printed first) just would not give the desired results. As such, the tagging on these CANADA 82 stamps was applied in two short vertical bars on the inset white frame — a *new* tagging style not seen before in Canadian philately, was the result.

In April of the same year (1982) another, now common, phenomena in Canadian stamp design appeared. The 30¢ Terry Fox stamp (sc# 915) was the first Canadian stamp to push the *design* of the stamp to nearly the outer, indeed very close to the perforations. In this case, the head at the top and the foot at the bottom come very close to the top and bottom perforations, respectively — certainly well within the 1–2mm ‘white space frame’ seen on all previous Canadian stamps.

Notched Tagging

The desire of stamp designer’s to use as much of the stamp as possible was the direct reason for *notched* tag bars on Canadian stamps. As we will see, this is now commonplace. However, at the time of the Terry Fox stamp this was a brand new *sub-style* of tagging.

Back to our Terry Fox stamp ... the tag bars at the top and bottom of the stamp would be applied *over* the design (head and foot) that are intruding into the ‘white space frame’. If the stamp printers found that tagging and ink colour could *not* be applied in the same location on the stamp then something had to give. But what? Well, the answer was the *tagging*. The tagging at the top and bottom of the stamp, at the location of the head and foot respectively, was *notched* so that the tagging went *around* the stamp design, not *over it!* [Fig 4]



Figure 2 Scott# 887
All-around tag



Figure 3 Scott# 909
2-bar Inset



Figure 4 Scott# 915
All-around with ‘notched’ tagging

In our list of *major* tag styles noted earlier, six of these have also been seen with *notched* bars:

- < All around [square] notched (Apr 13/82)
- < 2-bar notched (Sep 1/83)
- < All around [square] & multi-bar notched (Nov 13/92)
- < Inset: rectangle notched (Jun 28/96)
- < Shaped to edges of stamp notched (Oct 1/99)
- < Inset circle notched (Feb 5/00)

Some of the ‘notching’ is quite minor; but in some cases it is quite pronounced.

I would argue that virtually every stamp that has some form of notched tagging is another sub-style. If we measure perforations to tenths of an inch or use many shades of colour to identify different varieties of stamps, then applying the same ‘rules’ — differentiating between the many different notched tag bars — to tagging is a natural conclusion.

Stamps that have notched tagging to allow for the design:

Notched tagging on “tagged all around”:

- 1982 (sc# 915)
- 1987 (1133)
- 1988 (1227)
- 1990 (1287, 1288, 1293)
- 1991 (1311–15, 1316, 1321–25, 1334–37)
- 1992 (1408–10 & 1412 [not 1411!], 1441–42, 1443–45, 1453)
- 1993 (1467–71, 1485–87 & 1489 [not 1488!], 1491–94, 1499, 1501)
- 1994 (1509, 1510, 1511–15, 1517–18, 1519–20, 1521, 1522, 1527e, 1533–35)
- 1995 (1546, 1552e, 1558, 1562, 1579–83, 1585–87, 1589)
- 1996 (1604d)

- 1997 (1636, 1638, 1639, 1640, 1647–48, 1655, 1656, 1657, 1658, 1659–60, 1669–71, 1672)
- 1998 (1708, 1715–20, 1738, 1755a–i, 1756, 1757–60, 1764–66)
- 1999 (1769, 1778, 1779, 1784, 1785, 1786, 1799, 1810, 1813)
- Millennium series (1818c, 1819b, 1820a–b, 1821b, 1822b, 1822d, 1823b, 1826b, 1827b, 1829d, 1830b, 1831a, 1831d, 1832c–d, 1833a)
- 2000 (1835, 1848)
- 2001 (1905, 1907–08, 1917)
- 2002 (1932, 1936–39, 1954–55, 1956)

Notched tagging on “2-bar tagged”:

- 1987 (1145) [Fig 5]
- 1996 (1627–29)
- 2001 (1883, 1884)

Notched tagging “all around and multi-bar”:

- 1992 (1455) [Fig 6]
- 1995 (1588)

Notched on “rectangle inset”:

- 1997 (1654) [Fig 7]
- 2000 (1863)

Notched on “shaped to edges of stamp”:

- 1999 (1811a–d)
- 2001 (1921a–d)

Notched on “inset circle”:

- 2000 (1838a–b [not c–f!])

Other illustrations of *notched* tagging:



Figure 5 Scott# 1145
2-bar with ‘notched’ tagging (3 different locations)



Figure 6 Scott# 1455
All-around and multi-bar with ‘notched’ tagging



Figure 7 Scott# 1654
Rectangle Inset with ‘notched’ tagging (3 different locations)

Wanna-be Notched Tagging (but are not)

Of course, there are exceptions to every 'rule'.

Take a look at the Scenic Highways block of 4 stamps issued June 30, 1997 (sc 1650–53). The design on all four stamps virtually touches the perforations on at least one side. However, the tagging is *not* notched!

There are quite a few stamps that are like this: *exceptions* — that is, the tagging was *not* notched to compensate for the stamp design. Is this because of the order in which the ink colours are applied in the printing process of the stamp?



Figure 8 Scott# 1650

All-around tagged but *not* notched (ie. 'exceptions' to the 'rule'):

- 1997 (1650–53) [Fig 8]
- 1998 (1709a–j, 1736–37, 1739–42, 1761, 1762–63)
- 1999 (1780–83, 1787–90, 1805, 1807a–d, 1808a–p)
- 2000 (1864–65)
- 2001 (1894–95, 1915, 1919–20, 1925)
- 2002 (1934, 1941, 1942, 1943, 1944)

The exception within an exception!

How about stamps that have notched tagging so that it avoids the stamp design *but* also have tagging applied over the stamp design on the *same* stamp! This is the 'exception to the exception'.

All-around tagged with notched and *not* notched tagging:

- 2000 (1859–62, 1868–71)
- 2002 (1950–51)



Figure 9 Scott# 1948–51

All around tag with *some* notched tagging (4 locations) and 2 other locations where notched tagging was *not* employed!

References

1. Ken Rose, *Canadian Tagged Errors and Tagged Perfins, 1995 Edition*
2. Robin Harris, *1952–53 Karsh, 1954–62 Wilding, 1962–66 Cameo Definitives*.
3. Leopold Beaudet, "Centennial Stamp Production", *Centennial Definitive Series 1967–1973*.

Articles Wanted!

Every Editor of a stamp bulletin is always asking (begging?) for more articles to publish. Our journal is no different. We *need* articles on any Elizabethan-era stamp topic (except Centennials).

Of particular interest would be articles on the following topics: Caricature booklets, Artifact booklet production and varieties, Karsh/Wilding/Cameo-era precancels *and* miniature panes, joint issues, unreported plate varieties.

Any article, large or small, is welcome. This is a great opportunity to have your article published in the most esteemed BNAPS Study Group journal — the *Corgi Times*.